



# OPTIMIZATION AND KINETIC STUDY OF ELECTRO-FENTON PROCESS FOR THE DEGRADATION OF TEXTILE WASTEWATER USING CENTRAL COMPOSITE DESIGN

Sangeetha Parashuram Mulgund<sup>[a]</sup>, P.B. Kalburgi<sup>[b]</sup>, Umesh B. Deshannavar<sup>[c]\*</sup>, P. G. Rakaraddi<sup>[d]</sup>, Sampath Emani<sup>[e]</sup>, Gurunadh Velidi<sup>[f]</sup>

Article History: Received: 28.07.2022

Revised: 26.08.2022

Accepted: 25.09.2022

**Abstract:** The study focuses on treatment of textile wastewater using Electro-Fenton process using graphite electrodes. The maximum removal of chemical oxygen demand and colour was evaluated at various operating conditions namely pH, Fe<sup>2+</sup> dosage, and applied current. The Central composite design was used to optimize the operating conditions for the maximum removal of chemical oxygen demand and colour. The derived model represents good agreement between predicted and experimental results. Maximum reduction of chemical oxygen demand (83.6 %) and color (95.1 %) was achieved at pH 3.5, Fe<sup>2+</sup> dosage 0.6 mM, and applied current of 0.6 A with electrolysis time of 40 mins. The second order reaction kinetics fit well with experimental data along with values of rate constants 0.0001 and 0.4827 (L/mg min) and R<sup>2</sup> values were 0.9577 and 0.9173 for chemical oxygen demand and color removal, respectively.

**Keywords:** Electro-Fenton process, Textile wastewater, Response surface methodology, Central composite design, Applied current

[a]. Department of Civil Engineering, Basaveshwar Engineering College, Bagalkot, India

[b]. Department of Civil Engineering, Basaveshwar Engineering College, Bagalkot, India

[c]. Chemical Engineering Department, KLE Dr. M. S. Sheshgiri College of Engineering and Technology, Belagavi, India

[d]. Department of Civil Engineering, Basaveshwar Engineering College, Bagalkot, India

[e]. Individual Collaborator, India

[f]. School of Aerospace Engineering, University of Petroleum and Energy Studies, India

## \*Corresponding Author

**E-mail:** deshannavar@gmail.com, sangita5679@gmail.com, kalburgiprakash@gmail.com, pgraddi@yahoo.co.in, Sampath.ev@gmail.com, guru.velidi@gmail.com.

**DOI: 10.31838/ecb/2022.11.08.004**

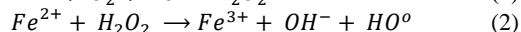
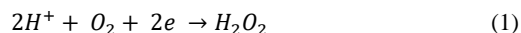
## INTRODUCTION

Textile industries require huge amount of fresh water <sup>[1]</sup> for processing of textile and generates huge quantity of wastewater causing intense water pollution<sup>[2,3]</sup>. The large quantity of wastewater generated from different processing units of textile industry mainly dyeing, sizing, scouring and bleaching etc. contribute huge amount of chemical pollutants which results in high colourization, high pH, suspended solids, chemical oxygen demand (COD) and low Biochemical Oxygen Demand (BOD)<sup>[4,5]</sup>. This wastewater produced in large quantity contain

complex organic compounds which cannot be easily treated using conventional treatment methods<sup>[6]</sup> and can also be hazardous to whole ecosystem, if discharged without treatment<sup>[7]</sup>. The high organic matter present in textile wastewater causes reduction of dissolved oxygen resulting in deleterious effect on aquatic ecosystem<sup>[8]</sup>. The physico-chemical methods namely coagulation-flocculation, adsorption, and membrane filtration methods etc are not effective in degradation of toxic and water soluble dyes in the wastewater<sup>[9]</sup>. The biological treatment process are ineffective in degradation of toxic dyes present in the solution<sup>[10,11]</sup>. Anaerobic process are ineffective in treatment of dye solution resulting in the production of toxic organic compounds<sup>[12]</sup>.

Recently, Electro-fenton (EF) process has been an emerging new technology for the degradation of complex organic compounds due to its faster capacity and effectiveness to degrade toxic wastewater<sup>[13]</sup>. EF process is one among the advanced oxidation process (AOP's) which involving in-situ generation of highly reactive hydroxyl radicals ( $\bullet\text{OH}$ ) for degradation of industrial wastewater.

In EF process, hydrogen peroxide ( $\text{H}_2\text{O}_2$ ) is continuously generated at cathode by two-electron reduction of oxygen molecules in acidic medium (Eq. 1)<sup>[14-16]</sup>. The catalyst namely Iron ( $\text{Fe}^{2+}$ ) is further added to generate  $\bullet\text{OH}$  which has electro potential of 2.8V as the classic Fenton's oxidation process (Eq. 2). The Fenton's oxidation process involves formation of Ferric ions which go through a cathodic reduction to produce ferrous ions (Eq. 3) which indeed enhances the efficiency of a degradation system. EF process requires less number of ferrous ions for the degradation of organic compounds as compared to classic Fenton's oxidation process<sup>[15]</sup>.



The rate of reaction of EF is completely dependent on the production rate of  $H_2O_2$ . The factors which effect production of oxidising agent i.e.,  $H_2O_2$  are pH, cathode type, oxygen solubility, and Applied Current. The applied current not only regulates the generation of hydrogen peroxide ( $H_2O_2$ ), but also enhances regeneration of Ferrous ions ( $Fe^{2+}$ )<sup>[17]</sup>. According to previous literature studies, researchers have reported the generation rate of Hydrogen Peroxide ( $H_2O_2$ ) as dependent on electrodes used in the electrolytic system. Degradation of textile wastewater has been reported using different electrode material namely carbon, BDD, Pt and metal oxide-coated anodes etc<sup>[18]</sup>. Among these electrode material, carbon is a majorly used material as the electrode due to its high efficiency in two-electron reduction of oxygen molecules, production of hydroxyl radicals ( $\bullet OH$ ) and low catalytic activity for  $H_2O_2$  decomposition<sup>[19]</sup>. Various carbon materials have been used as electrode materials for example carbon sponge, carbon felt, graphite, and activated carbon fiber<sup>[20]</sup>. Graphite is the widely used electrode material because of its high efficiency and low cost in generation of Hydrogen Peroxide in the electrolytic system<sup>[21]</sup>.

In the present research, the optimization of EF process using graphite electrodes for the degradation of textile wastewater was carried out using response surface methodology (RSM). RSM is an effective statistical and mathematical tool used to analyse the individual and interactive effect among various experimental variables and response or output<sup>[22]</sup>. Quadratic or polynomial equations can be generated in RSM to evaluate the optimum independent experimental variables<sup>[23]</sup>.

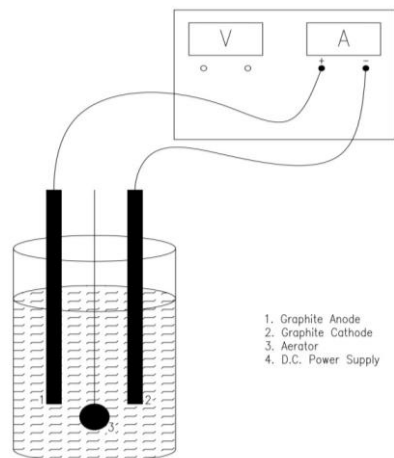
In the current research, the effect of various operating conditions such as pH, dosage of  $Fe^{2+}$  and applied current on response or output (% COD removal and % color removal) has been evaluated. Predicted responses by the model were validated experimentally. At optimum working conditions, the kinetic study of COD and color removal were investigated.

## MATERIALS AND METHODS

**Textile Wastewater:** The textile wastewater was collected from a cotton textile plant located in Northern part of Karnataka. The textile wastewater contains combination of Reactive Red HE7B and Blue HERD dyes majorly used for cotton dyeing<sup>[24]</sup>. The textile wastewater has a pH = 10.4, total organic content (TOC)= 469 mg/L, COD= 1236 mg/L, total dissolved solids (TDS) = 1820 mg/L and wavelength with maximum absorption of 306 nm.

**The Electro-Fenton Experiments:** EF experiments were carried out in a batch reactor made from fibreglass sheet of 1.5 L working volume (Figure. 1) with designated electrolysis time of 40 min along with settling time of 30 min at room temperature. Graphite electrodes (anode and cathode) were rectangular in shape with dimensions 5x10x0.3 cm along with spacing of 3cm. A constant digital power was supplied using DC power supply (Aplab, 0-32 V and 0-5A). Continuous supply of air was introduced using commercially available aerator. A set of two experiments was carried out for various pH values (3 to 4), dosage of Ferrous ions,  $Fe^{2+}$  (0.5 to 0.7 mM) and applied

current, A (0.4 to 0.8 A). After each designed reaction time the samples were withdrawn for the further analysis. The collected samples were filtered using 0.45 $\mu$  filter paper. Then the final COD, TOC and absorption values were analysed. To eliminate any strong residues on the surfaces after each run, the electrodes were carefully cleaned with water.



**Figure 1. Schematic diagram of Electro-Fenton reactor**

### Analytical procedure

The pH values were measured using Orion pH meter. The COD (mg/L) was measured using open reflux method. Using UV-Spectrophotometer (Hach D4000) the maximum absorption wavelength was measured at wavelength of 306 nm. TOC values were analysed using TOC-OCTL (Shimadzu).

### Central Composite Design (CCD)

In the present study, optimization and design of experiments (DOE) of the operating conditions was performed using a mathematical and statistical tool called CCD a form of RSM<sup>[22]</sup>. The synergetic effect of various working parameters namely pH, dosage of  $Fe^{2+}$  and applied current on reduction of COD and colour was analysed using Design Expert 12 software. The CCD was performed at three-level design and the factors were coded as -1 (lower level), 0 and +1 (higher level) and has axial points which were represented as  $+\alpha$  and  $-\alpha$ . The value of  $\alpha$  depends on number of factors in the factorial design and can be obtained using (Eq.4)<sup>[24]</sup>

$$\alpha = N_p^{1/4} \quad (4)$$

where  $N_p = 2^n$ , where  $n$  is number of factors. In the present study pH,  $Fe^{2+}$  concentration and applied current were used as operating conditions to investigate individual and synergetic effect on degradation of COD and color. The Eq. 5 represents the generated quadratic equation representing a functional relationship between the set of independent operating variables ( $X_i$ ) and response ( $Y$ )<sup>[25]</sup> by the model.

$$Y = \beta_0 + \beta_1 X_1 + \beta_2 X_2 + \beta_3 X_3 + \beta_{12} X_1 X_2 + \beta_{13} X_1 X_3 + \beta_{23} X_2 X_3 + \beta_{11} X_1^2 + \beta_{22} X_2^2 + \beta_{33} X_3^2 \quad (5)$$

where  $Y$  value represents predicted response,  $X_i$  value represents the independent operating conditions and  $\beta_i$  values represent the regression coefficient<sup>[26]</sup>.

To acquire the optimum results, Analysis of variance (ANOVA) was used to analyse the functional relationship

between independent operating variables and response. The surface plots and regression equation were developed<sup>[23]</sup>.

## RESULTS AND DISCUSSION

### Experimental design and statistical analysis

In this research, a three-level CCD consisting of 20 experiments and second order polynomial equation for analysis of

interaction between dependent and independent parameters was employed. The ranges of the various operating parameters are shown in Table 1. The total number of twenty experimental runs were conducted as shown in Table 2 with different operating parameters namely pH, Fe<sup>2+</sup> dosage and applied current and experimental output parameters such as removal of COD and color as well as predictions by CCD. The experimental and predicted results show good agreement for COD and Color removal.

**Table 1.** Five levels of independent operating parameters on Electro-Fenton degradation on textile wastewater

Code	Variables	- $\alpha$	+1	0	+1	+ $\alpha$
X <sub>1</sub>	pH	2.5	3.00	3.50	4.00	4.5
X <sub>2</sub>	Fe <sup>2+</sup> (mM)	0.43	0.5	0.6	0.7	0.76
X <sub>3</sub>	Applied Current (A)	0.26	0.4	0.6	0.8	0.94

Equation 6 and 7 represents the Quadratic equation developed using Design Expert for % removal of COD and Color, respectively.

$$COD (\%) = +84.39 + 0.5302 pH + 0.1977 Fe^{2+} + 0.8714 A + 0.0125 * pH * Fe^{2+} - 0.1375 * Fe^{2+} * A + 0.1625 * Fe^{2+} * A - 5.39 * pH^2 - 2.55 * Fe^{2+2} - 5.34 * A^2 \quad (6)$$

$$Color(\%) = +96.49 - 1.30 * pH - 0.9958 * Fe^{2+} + 1.39 * A - 0.1850 * pH * Fe^{2+} - 1.40 * pH * A + 1.32 * Fe^{2+} * A - 6.43 * pH^2 - 0.7130 * Fe^{2+2} - 4.75 * A^2 \quad (7)$$

ANOVA results for the best fit quadratic model are shown in Table 3. A high *F*-ratio value represents that the model best fit for representation of COD and color removal. ANOVA results represent a significant model with 95 % confidence level with *P*-value less than 0.05. R<sup>2</sup> and R<sup>2</sup><sub>adj</sub> (Regression co-efficient

values) represents the quadratic model is in best fit with experimental results. The R<sup>2</sup> value (0.975 and 0.953) and R<sup>2</sup><sub>adj</sub> value (0.953 and 0.911) for COD and Color removal represents a good fit model.

### Response Surface plots

Response surface plots were produced for the graphical representation of interactive effect of various operating parameters on reduction of COD and Color, respectively. With constant in-situ production of hydrogen peroxide (H<sub>2</sub>O<sub>2</sub>) in EF process, the solution pH and Fe<sup>2+</sup> dosage becomes important factor to produce hydroxyl radicals(•OH) and subsequent decrease of COD and color.

From Figures 2 (a) & b a sharp decrease of COD and colour was observed with an increase in pH from 3 to 3.5 and catalyst dosage from 0.5 to 0.65 mM. With further increase in Fe<sup>2+</sup> dosage, H<sub>2</sub>O<sub>2</sub> becomes limiting factor for the further production of •OH radicals. At pH 3.5 and Fe<sup>2+</sup> 0.6 mM, a maximum reduction of COD (84.65 %) and color (96.87 %) was achieved.

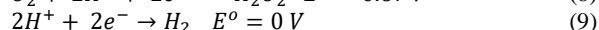
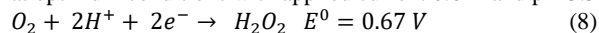
**Table 2.** CCD for experimental and predicted responses (% COD and % Color reduction)

Run	Independent Variable			Response			
	X <sub>1</sub>	X <sub>2</sub>	X <sub>3</sub>	Experimental		Predicted	
	pH	Fe <sup>2+</sup> (mM)	Applied Current (A)	COD	Color	COD	Color
1	4.5	0.6	0.6	69.5	75.5	70.03	76.12
2	3.5	0.6	0.94	68.29	81.65	70.75	85.38
3	3.5	0.43	0.6	76.2	93.58	76.86	96.15
4	3	0.5	0.4	69.2	85.69	69.55	85.23
5	3.5	0.6	0.6	84.5	96.5	84.39	96.49
6	3.5	0.6	0.6	84.45	96.87	84.39	96.49
7	3	0.7	0.8	73.1	90.62	71.94	89.19
8	2.5	0.6	0.6	66.8	79.3	68.25	80.48
9	3.5	0.6	0.6	84.65	96.5	84.39	96.49
10	3.5	0.6	0.6	84.5	96.5	84.39	96.49
11	3.5	0.6	0.6	84.1	96.1	84.39	96.49
12	3.5	0.6	0.26	68.29	82.65	67.82	80.71
13	3.5	0.76	0.6	76.2	93.58	77.52	92.80
14	4	0.7	0.8	74.5	84.23	72.75	83.42
15	3	0.7	0.4	70.5	79.63	69.60	80.97
16	4	0.5	0.8	72.5	85.75	72.00	83.14
17	3.5	0.6	0.6	84.5	96.8	84.39	96.49
18	4	0.5	0.4	71.1	85.65	70.86	85.81
19	4	0.7	0.4	70.5	79.63	70.96	80.81
20	3	0.5	0.8	73.1	90.62	71.24	88.17

**Table 3.** ANOVA for optimization of real textile wastewater by Electro-Fenton process

	Source	Sum of squares	Degree of Freedom	Mean Square	F-Value	P-value
	Model	807.03	9	89.67	44.08	0.001
	Residual	20.34	10	2.03		
COD Removal	Lack of Fit	20.17	5	4.03		
	Pure Error	0.17	5	0.03		
	R <sup>2</sup>	0.975	R <sup>2</sup> <sub>adj</sub>	0.953		
	Model	936.94	9	104.10	22.50	0.001
	Residual	45.97	10	4.60		
Color Removal	Lack of Fit	45.60	5	9.12		
	Pure Error	0.37	5	0.07		
	R <sup>2</sup>	0.953	R <sup>2</sup> <sub>adj</sub>	0.911		

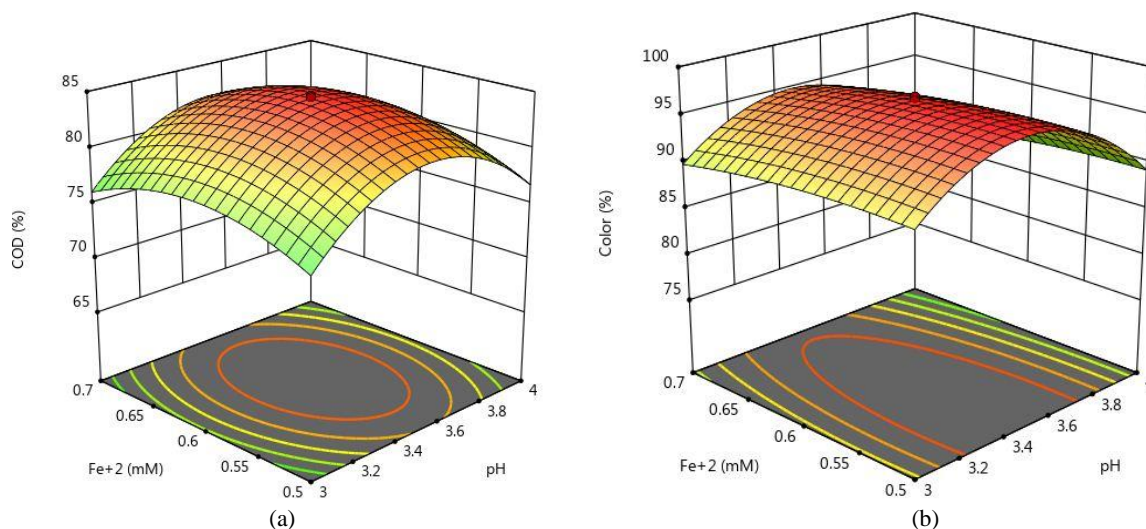
Figures 3 (a) & (b) represent the interaction effect of applied current (A) and pH on % of COD and color removal. Increase in the applied current increases the generation of oxidising agent (H<sub>2</sub>O<sub>2</sub>) on the cathode. However, it was observed that acidic solution was favourable for production of H<sub>2</sub>O<sub>2</sub> in EF system. According to Eq 8, in acidic solution the conversion of dissolved oxygen to H<sub>2</sub>O<sub>2</sub> consumes the protons present in the solution. However, according to Eq. 9, low pH of the solution also promotes evolution of hydrogen resulting in lesser number of active sites for production of H<sub>2</sub>O<sub>2</sub> [27]. Hence it concludes that an optimum pH and applied current is required for maximum degradation of the wastewater in EF process. Maximum reduction of COD (%) and color (%) were observed at optimum conditions with applied current 0.6 A and pH 3.5.



Figures 4 (a) & (b) show the combined effect of Fe<sup>2+</sup> and applied current on % degradation of COD and color. Increase in the applied current and dosage of Fe<sup>2+</sup> generates more

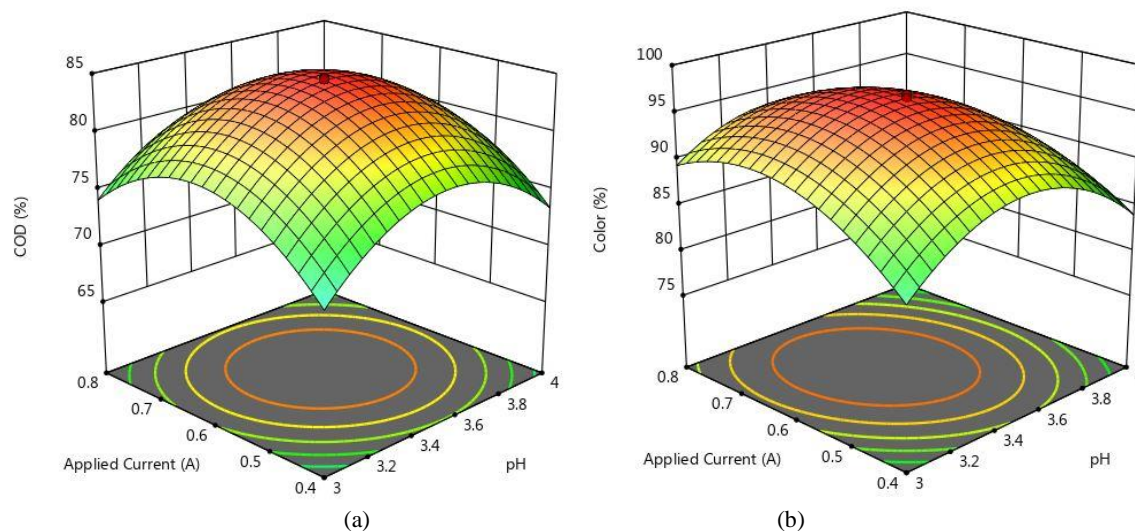
hydroxyl radicals (•OH) which indeed increases the degradation of textile wastewater. With further increase in applied current increases the production of hydroxyl radicals due to increase in production of in-situ H<sub>2</sub>O<sub>2</sub> in electrolyte medium. It was observed that the efficiency of EF chain reaction decreases with further increase in Fe<sup>2+</sup> dosage, H<sub>2</sub>O<sub>2</sub> becomes limiting factor for the further generation of •OH radicals. Hence it states that at optimum EF conditions, maximum removal of COD (%) and color (%) was observed (Applied current 0.6 A, Fe<sup>2+</sup> dosage of 0.6 mM and pH 3.5).

To obtain the optimum operating conditions for the maximum reduction of COD and color removal, an experiment was carried out at optimum operating conditions such as pH 3.5, Fe<sup>2+</sup> dosage 0.6 mM, and applied current 0.6 A (Electrolysis time of 40 mins). The results show that the model predictions were in good agreement with experimental responses with 83.6 % of COD removal and 95.1 % of color removal [28].

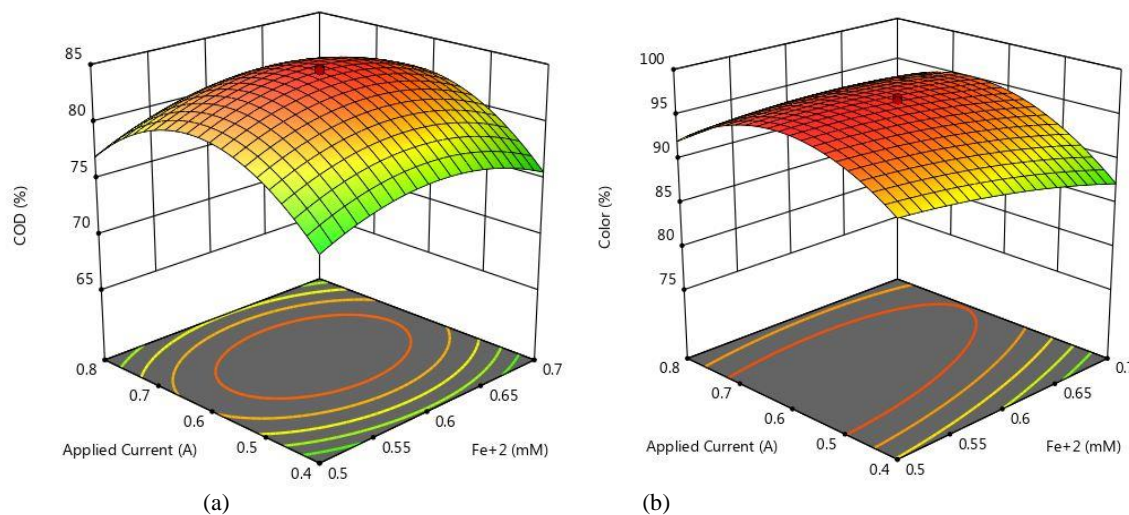


**Figure 2.** Response surface plots showing COD (%) reduction (a) versus pH and Fe<sup>2+</sup> dosage and color (%) reduction (b) from versus pH and Fe<sup>2+</sup> dosage (Applied current = 0.6 A and reaction time of 40 mins)





**Figure 3.** Response surface plots showing COD (%) reduction (a) versus pH and applied current and color (%) reduction (b) from versus pH and applied current (Fe<sup>2+</sup> dosage = 0.6 mM and reaction time of 40 mins)



**Figure 4** Response surface plots showing COD(%) reduction (a) versus applied current and Fe<sup>2+</sup> dosage and color (%) reduction (b) from versus applied current and Fe<sup>2+</sup> dosage (Applied current= 0.6 A and reaction time of 40 mins)

#### Reaction Kinetics

The kinetics of COD and color removal was studied at optimum operating conditions for the degradation of textile wastewater using EF process. Table 4 represents the raw kinetic data used for the kinetic study. The experimental responses at optimum operating conditions namely, pH 3.5, Fe<sup>2+</sup> dosage 0.6 mM and applied current 0.6 A (Electrolysis time of 40 mins) follows the second order kinetics. The rate equation for COD and color removal can be described as follows:

$$-\frac{dc_t}{dt} = k[C_t]^2 \quad (10)$$

Upon integration and rearranging the terms, the equation can be written as follows:

$$\frac{1}{[c_t]} = \frac{1}{[c_o]} + kt \quad (11)$$

where  $C_o$  is the initial COD concentration or color intensity,  $C_t$  is the final COD concentration or color intensity,  $t$  is time of

degradation (min) and  $k$  is the second order rate constant (L/mg min). Figure 5 shows the second order fitting of reaction kinetics. The values of rate constants 0.0001 and 0.4827 (L/mg min) and  $R^2$  value are 0.9577 and 0.9173 for COD and color removal, respectively.

**Table 4.** The raw kinetic data for degradation of textile wastewater using EF process

Time (min)	COD (mg/L)	Color (Abs)*
0	1236	1.108
10	650	0.163
20	325	0.125
30	210	0.085
40	201	0.045

\*Absorbance value measured at 306 nm using UV spectrophotometer

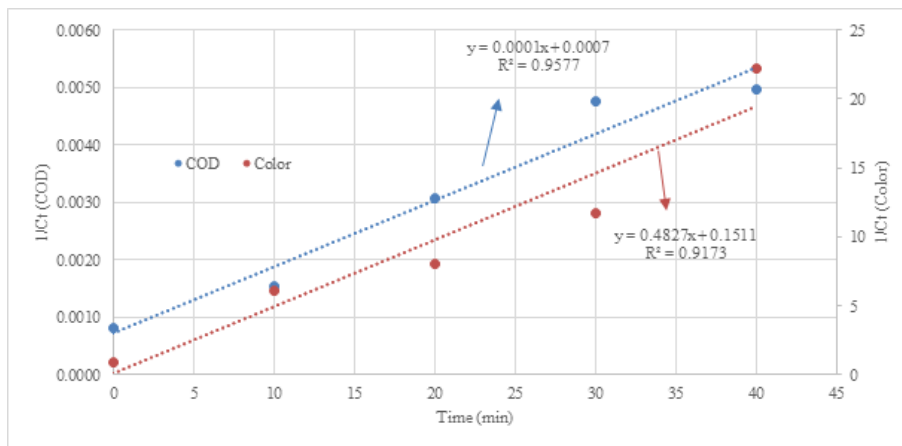


Figure 5. Second order fitting of reaction kinetics

## CONCLUSION

In this study, EF process was used for removal of COD and color from textile wastewater. The CCD of RSM was used to investigate the optimum operating conditions for the maximum percentage removal of COD and color. The derived second order polynomial model stands in good agreement between the experimental and predicted values. The degradation of COD and color increases with an increase in catalyst dosage and decreases with an increase in the pH above 3.5. It was observed that the presence of  $Fe^{2+}$  concentration plays a vital role in EF process. Maximum reduction of COD (83.6 %) and color (95.1 %) was observed at optimum working conditions at pH 3.5,  $Fe^{2+}$  dosage 0.6 mM, and applied current 0.6 A with electrolysis time of 40 mins. The experimental data at optimum operating conditions follows the second order kinetics along with values of rate constants 0.0001 and 0.4827 (L/mg min) and  $R^2$  values are 0.9577 and 0.9173 for COD and color removal, respectively. EF process provides most efficient environmentally friendly process for the degradation of textile wastewater.

## REFERENCES

- i. Shaikh MA. Water conservation in textile industry. Pakistan Text J 2009;58(11):48–51.
- ii. Gregory P. Azo dyes: Structure-carcinogenicity relationships. Dye Pigment 1986;7(1):45–56.
- iii. Phalakornkule C, Polgumhang S, Tongdaung W, Karakat B, Nuyut T. Electrocoagulation of blue reactive, red disperse and mixed dyes, and application in treating textile effluent. J Environ Manage [Internet] 2010;91(4):918–26. Available from: <http://dx.doi.org/10.1016/j.jenvman.2009.11.008>
- iv. Ölmez T, Kabdaşlı I, Tünay O. The effect of the textile industry dye bath additive EDTMPA on colour removal characteristics by ozone oxidation. Water Sci Technol 2007;55(10):145–53.
- v. Vlyssides AG, Loizidou M, Karlis PK, Zorpas AA, Papaioannou D. Electrochemical oxidation of a textile dye wastewater using a Pt/Ti electrode. J Hazard Mater 1999;70(1–2):41–52.
- vi. Uygur A, Kök E. Decolorisation treatments of azo dye waste waters including dichlorotriazinyl reactive groups by using advanced oxidation method. 1999;350–4.
- vii. Santos B, Cervantes FJ, Lier JB Van. Review paper on current technologies for decolourisation of textile wastewaters: Perspectives for anaerobic biotechnology. 2007;98:2369–85.
- viii. Kuo WG. Decolorizing dye wastewater with Fenton's reagent. Water Res 1992;26(7):881–6.
- ix. Lodha B, Chaudhari S. Optimization of Fenton-biological treatment scheme for the treatment of aqueous dye solutions. 2007;148:459–66.
- x. Chen W, Liu J. The possibility and applicability of coagulation-MBR hybrid system in reclamation of dairy wastewater. DES [Internet] 2012;285:226–31. Available from: <http://dx.doi.org/10.1016/j.desal.2011.10.007>
- xi. Bansal S, Prakash J, Sangap VK. Electrochemical Treatment of Reactive Black 5 Textile Wastewater: Optimization, Kinetics, and Disposal Study. 85(12).
- xii. Kaptan D. Color and COD removal from wastewater containing Reactive Black 5 using Fenton's oxidation process S u. 2004;54:435–41.
- xiii. Murati M, Oturan N, Aaron J, Dirany A, Tassin B, Zdravkovski Z. Degradation and mineralization of sulcotrione and mesotrione in aqueous medium by the electro-Fenton process: a kinetic study. 2012;1563–73.
- xiv. Oturan MA, Pinson J, Bizot J, Deprez D, Terlain B. Reaction of inflammation inhibitors with chemically and electrochemically generated hydroxyl radicals. 1992;334:103–9.
- xv. Nidheesh PV, Gandhimathi R. Degradation of dyes from aqueous solution by Fenton processes: a review. 2013;(Iqbal 2008).
- xvi. Taylor P, Nidheesh P V, Gandhimathi R. Desalination and Water Treatment Electro Fenton oxidation for the removal of Rhodamine B from aqueous solution in a bubble column reactor under continuous mode. 2014;(January 2015):37–41.
- xvii. Kushwaha PKVKSJP. Parametric study of electro -

- xviii. Fenton treatment for real textile wastewater, disposal study and its cost analysis. *Int J Environ Sci Technol* [Internet] 2018;(0123456789). Available from: <https://doi.org/10.1007/s13762-018-1696-9>
- xix. Kaur P, Sangal K, Prakash J. RSC Advances Modeling and evaluation of electro-oxidation of dye wastewater using artificial neural networks. *RSC Adv* [Internet] 2015;5:34663–71. Available from: <http://dx.doi.org/10.1039/C4RA14160A>
- xx. Meinero S, Zerbinati O. Oxidative and energetic efficiency of different electrochemical oxidation processes for chloroanilines abatement in aqueous medium. 2006;64:386–92.
- xxi. Nidheesh P V, Gandhimathi R. Textile Wastewater Treatment by Electro-Fenton Process in Batch and Continuous Modes. 2013;1–7.
- xxii. Wang C, Chou W, Chung M, Kuo Y. COD removal from real dyeing wastewater by electro-Fenton technology using an activated carbon fiber cathode. *DES* [Internet] 2010;253(1–3):129–34. Available from: <http://dx.doi.org/10.1016/j.desal.2009.11.020>
- xxiii. R.H. Myers DCM. *Response Surface Methodology: Process and Product Optimization Using Designed Experiments*. 2nd ed. USA: John Wiley & Sons; 2002.
- xv. Zin KM, Izuan M, Halmi E, Salwa S, Gani A, Zaidan UH, et al. Microbial Decolorization of Triazo Dye, Direct Blue 71: An Optimization Approach Using Response Surface Methodology (RSM) and Artificial Neural Network (ANN). 2020;2020.
- xxiv. Mulgund SP, Kalburgi PB, Rakaraddi PG. Optimization of fenton's process for the treatment of cotton textile wastewater using response surface methodology. *Asian J Chem* 2021;33(1).
- xxv. Deyhimi F, Salamat-Ahangari R, Arabieh M, Parvin L. Application of response surface methodology for modelling the enzymatic assay of hydrogen peroxide by Emerson-Trinder reaction using 4-iodophenol. *Int J Environ Anal Chem* 2006;86(15):1151–63.
- xxvi. Torrades F, García-Montaña J. Using central composite experimental design to optimize the degradation of real dye wastewater by Fenton and photo-Fenton reactions. *Dye Pigment* [Internet] 2014;100(1):184–9. Available from: <http://dx.doi.org/10.1016/j.dyepig.2013.09.004>
- xxvii. Wang C, Hu J, Chou W, Kuo Y. Removal of color from real dyeing wastewater by Electro-Fenton technology using a three-dimensional graphite cathode. 2008;152:601–6.
- xxviii. Sarrai AE, Hanini S, Merzouk NK, Tassalit D, Szabó T, Hernádi K, et al. Using central composite experimental design to optimize the degradation of Tylosin from aqueous solution by Photo-Fenton reaction. *Materials (Basel)* 2016;9(6).