



SYNTHESIS, INVESTIGATION AND ANTICANCER EVALUATION OF NOVEL MACROCYCLIC FORMAZAN AND LINEAR FORMAZAN

Sarah Mohammed Abed^[a], Nagham Mahmood Aljamali^{[b]*}

Article History: Received: 14.09.2022

Revised: 18.10.2022

Accepted: 20.11.2022

Abstract: Innovative Macrocylic Formazan Compounds as a bio-compounds were generated and advanced globally designed for the initial stage by investigator Professor. Dr. Nagham M. Aljamali in 2019) via more than five steps of reaction with various catalyst like (Sodium- alkali 5% ,Pipridine, trimethyl amine , etc.). For that reason, these invented compounds act one of the advanced and new assemblies which have a deficiency of references and researches which lead us to prepare and create a restraint of these innovated compounds and studied by abundant requests in future literatures represented by biological, pharmaceutical, nano, antimicrobial studies, also as anticancer agents ,Normal Formazan was first synthesis over a century ago, but still attention of chemists ,biologists ,technologists and other specialists and here in this research. A numeral of applied spectroscopic studies have been used to revel their chemical assemblies which delivered to sturdy indications of their chemical assemblies through various technical devices like (FT IR-Ranges, 1H.NMR-Ranges, 13C.NMR-Ranges)., Also anticancer study

Keywords: Macrocylic Formazan, Normal Formazan ,Schiff base, Azo, Anil, innovative compounds, breast cancer.

[a]. Ph.D-Student, First Part of Thesis, Chemistry Department, College of Education for Girls, Iraq.

[b]. Professor ,Ph. D, Department of Chemistry ,Synthetic Organic Chemistry ,Iraq.

*Corresponding Author

E-mail: dr.nagham_mj@yahoo.com

DOI: 10.31838/ecb/2022.11.11.006

INTRODUCTION

Macrocylic Formazan Compounds

are Novel-Inventive structures in the arena of organic chemistry and are created a novel modernization by Professor Dr. Nagham Aljamali in 2019 once these structures were originated for the earliest time internationally(1- 3) , and for their literatures and studies are rare in this ground for this purpose the investigator Prof. Dr. Nagham Aljamali industrialized different compounds from Macrocylic Formazan by using countless conditions and altered basic medium(3-7) like (Pyridine ,Pi.pridine ,5 % Sodium hydroxide , Triethylamine etc.)(1, 2), and linked them with heterocyclic derivatives and pharmaceutical drugs(2-4) with additional than double hetero atoms to rise their usefulness(5-9) , biotic(10-16) besides to Nano with engineering requests(12-17). The structure of Macrocylic Formazan is (-N=N=C-N- in cyclic structure) or (-N=N-C-N-NH- in cyclic structure) conferring to form of amine in reaction(1, 3) .

Normal Formazan Compounds

the Normal Formazan (Linear not Cyclic Formazan have been prepared by more than methods to have essential medicinal(8-9) application due to their several activities for instance antiviral ,antibacterial, antifungal , anti-inflammatory, analgesic antifungal , antitumor , anti-HIV etc. Several formazan showed talented antifertility, anti-parkinsonian and anticonvulsant(31-37).

Structure of Normal Formazan

Formazan Skeleton is (-N=N-C=N-NH) or (-N=N-C=N-N-) in Normal or Liner structure(4-11) , fragment according to type and structure of reactants from aromatic amine like (aniline , phenyl hydrazine ,etc.) the formazan derivatives are currently commonly applied each in chemistry and biology, the reason for this that it contains two nitrogen atoms(12-33).

Investigational Instruments

All invented compounds measured via :melting points , FT.IR Ranges ,1H.NMR Ranges., 13C.NMR- Ranges .

EXPERIMENTAL METHODS

Preparation of Trimethoprim-Imine [1]

Trimethoprim drug (0.001 mol ,0.290 g) refluxed with (0.002 mol ,0.240 g) of p-methyl benzaldehyde for (4 hrs) with (3 drops) of glacial acetic acid and absolute ethanol (30 ml), the product sifted ,desiccated ,purified to crop Trimethoprim-Imine [1] according to procedures(1 ,3) .

Preparation of Liner Formazan Compound [2]

Solution of Trimethoprim-Imine [1] (0.001 mol , 0.494g) with (5 ml of 5% NaOH) in ice path ,then solution of diazonium salt was added (0.002 mol ,0.218g) of 2-aminophenol in

basic medium to the reaction, after (32 hrs), the product sifted ,craved with distilled water ,desiccated ,purified to crop derivative of Formazan [2] according to procedures(1 ,3) .

Preparation of Liner Formazan Compound [3]

Solution of Trimethoprim-Imine [1] (0.001 mol , 0.494g) with (5 ml of 5% NaOH) in ice path ,then solution of diazonium salt was added (0.002 mol) of 5-methylthiazol-2-amine in basic medium to the reaction, after (52 hrs) , the product sifted ,craved with distilled water ,desiccated ,purified to crop derivative of Formazan [3] according to procedures(1 ,3) .

Preparation of Liner Formazan Compound [4]

Solution of Trimethoprim-Imine [1] (0.001 mol , 0.494g) with (5 ml of 5% NaOH) in ice path ,then solution of diazonium salt was added (0.002 mol , 0.190g) of Pyrimidine-2-amine in basic medium to the reaction, after (48 hrs) , the product sifted ,craved with distilled water ,desiccated ,purified to crop derivative of Linear Formazan [4] according to procedures(1 ,3) .

Preparation of Liner Formazan Compound [5]

Solution of Trimethoprim-Imine [1] (0.001 mol , 0.494g) with (5 ml of 5% NaOH) in ice path ,then solution of diazonium salt was added (0.002 mol , 0.214g) of P-toluidine in basic medium to the reaction, after (52 hrs) , the product sifted ,craved with distilled water ,desiccated ,purified to crop derivative of Linear Formazan [5] according to procedures(1 ,3) .

Preparation 5-(4-aminophenyl)-1,3,4-thiadiazol-2-amine Compound [6]

Anthranilic acid (0.001 mol,0.192g) was reacted with Thiosemicarbazide (0.001 mol,0.091g) in 30 ml absolute ethanol (5ml of H₂SO₄) with refluxing for 30 hrs in 75 oc then cyclization step, the product sifted , desiccated , purified to crop Cyclic Compound [6] by following innovated procedures in literatures(1 ,3) .

Preparation of Macrocylic Formazan Compound [7]

Trimethoprim-Imine [1] (0.001 mol , 0.494g) reacted in basic medium of (pyridine) with (0.001 mol , 0.192g) from diazo salt of 5-(4-aminophenyl)-1,3,4-thiadiazol-2-amine in same steps to crop Macrocylic Formazan Compound [7] by succeeding innovated procedures in collected works(1 ,3) .

Preparation of Imine [8]

5-(4-aminophenyl)-1,3,4-thiadiazol-2-amine [Compound 6] (0.001 mol , 0.192g) refluxed with (0.002 mol , 0.281g) of p-chloro benzaldehyde for (4 hrs) with (3 drops) of glacial acetic acid and absolute ethanol (30 ml), the product sifted ,desiccated ,purified to crop Imine according to procedure(1, 3) .

Preparation of Macrocylic Formazan Compound [9]

Compound [8] (0.001 mol , 0.437g) reacted in (pyridine) with (0.001 mol , 0.108g) from diazo salt of benzene-1,4-diamine through same steps to crop Invented Macrocylic Formazan Compound [9] by succeeding innovated procedures in collected works (1 ,3) .

Preparation of Macrocylic Formazan Compound [10]

Compound [8] (0.001 mol , 0.437g) reacted in (pyridine) with (0.001 mol , 0.290g) from diazo salt of trimethoprim through same steps to crop Invented Macrocylic Formazan Compound [10] by succeeding innovated procedures in collected works (1 ,3) .

Preparation of 5,5'-(1,4-phenylene)bis(1,3,4-thiadiazol-2-amine) Compound [11]

Terephthalic acid(0.001 mol,0.166g) was reacted with Thiosemicarbazide(0.002 mol,0.182g) in 30 ml absolute ethanol 5ml of H₂SO₄ with refluxing for 30 hrs in 75 oc then cyclization step, the product sifted , desiccated , purified to crop compound [11] according to procedure(1, 3) .

Preparation Imine Compound [12]

5,5'-(1,4-phenylene)bis(1,3,4-thiadiazol-2-amine) [Compound 11] (0.001 mol , 0.276g) refluxed with (0.002 mol , 0.370g) of 3-bromobenzaldehyde for (5 hrs) with (3 drops) of glacial acetic acid and absolute ethanol (30 ml), the product sifted ,desiccated ,purified to crop Imine according to procedure(1, 3) .

Preparation of Macrocylic Formazan Compound [13]

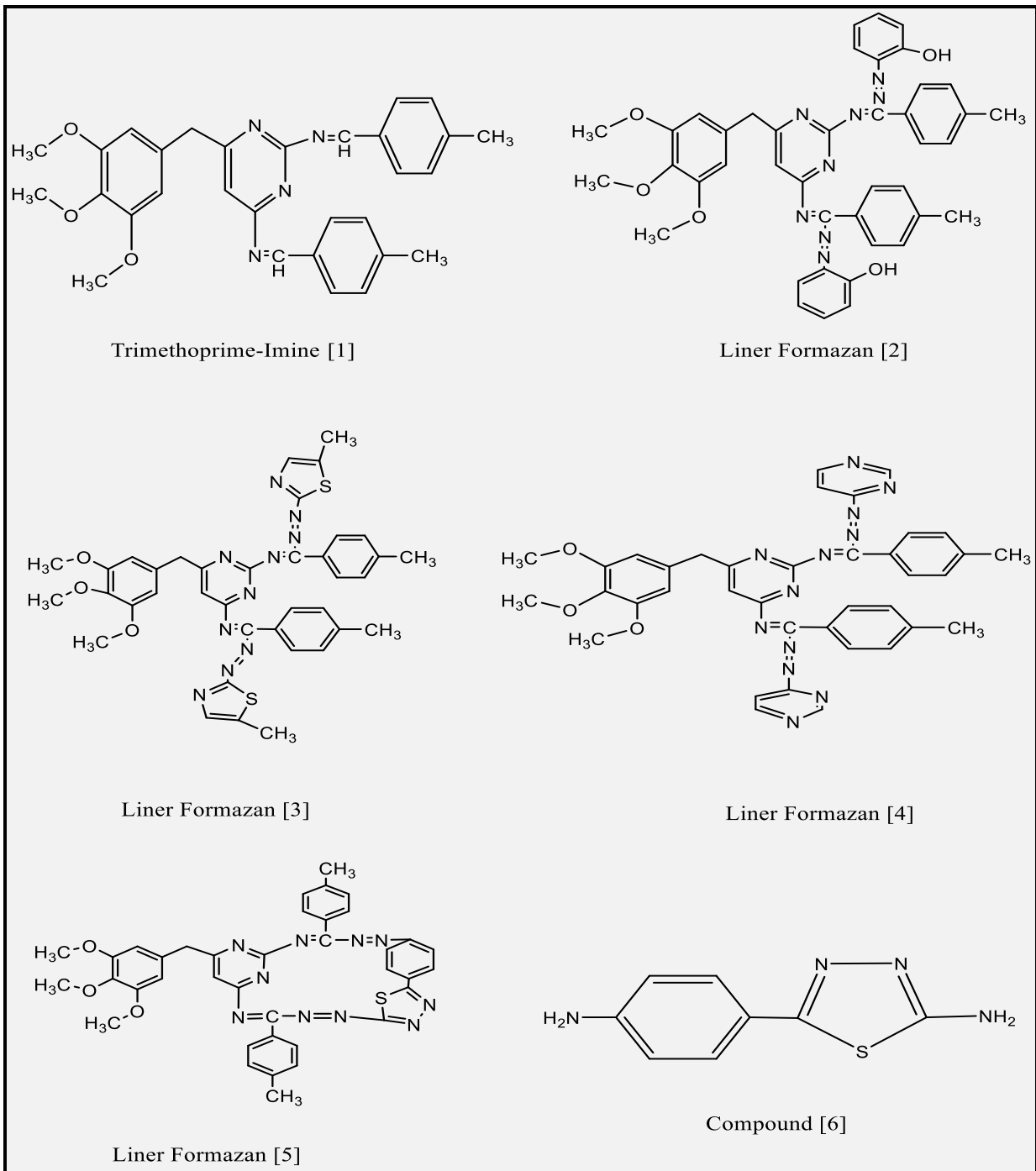
Compound [12] (0.001 mol , 0.610g) reacted in (pyridine) with (0.001 mol , 0.276g) from diazo salt of 5,5'-(1,4-phenylene)bis(1,3,4-thiadiazol-2-amine) through many steps to crop Invented Macrocylic Formazan Compound [13] by succeeding innovated procedures in works (1, 3) .

Preparation of Macrocylic Formazan Compound [14]

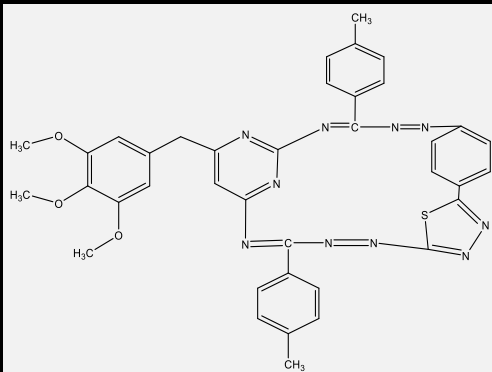
Compound [12] (0.001 mol , 0.610g) reacted in (pyridine) with (0.001 mol , 0.290g) from diazo salt of trimethoprim through same steps to crop Invented Macrocylic Formazan Compound [14] by following innovated procedures in collected works (1, 3) .

Preparation of Macrocylic Formazan Compound [15]

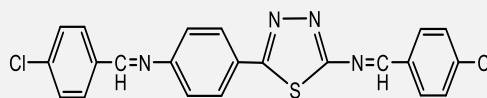
Compound [12] (0.001 mol , 0.610g) reacted in (pyridine) in (pyridine) with (0.001 mol , 0.108g) from diazo salt of benzene-1,4-diamin through same steps to crop Invented Macrocylic Formazan Compound [15] by following innovated procedures in collected works (1, 3) .



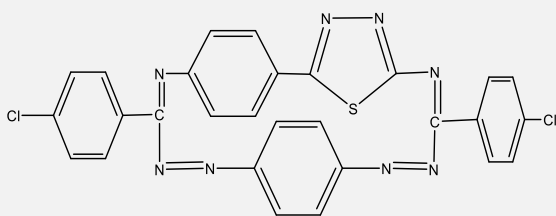
Pattern.1: Compounds [1-6]



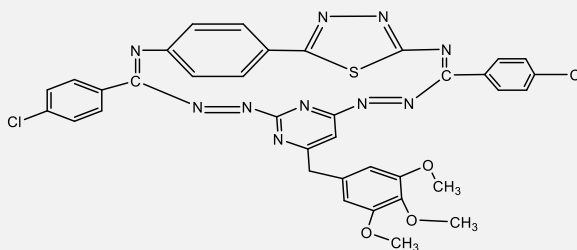
Macrocylic Formazan [7]



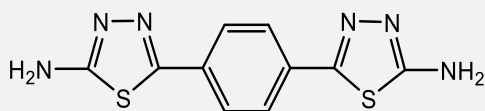
Compound [8]



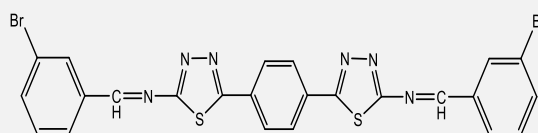
Macrocylic Formazan [9]



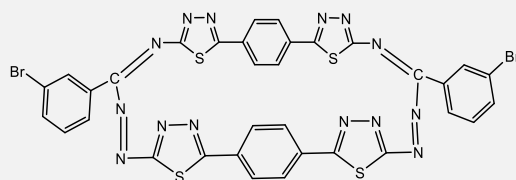
Macrocylic Formazan [10]



Compound [11]

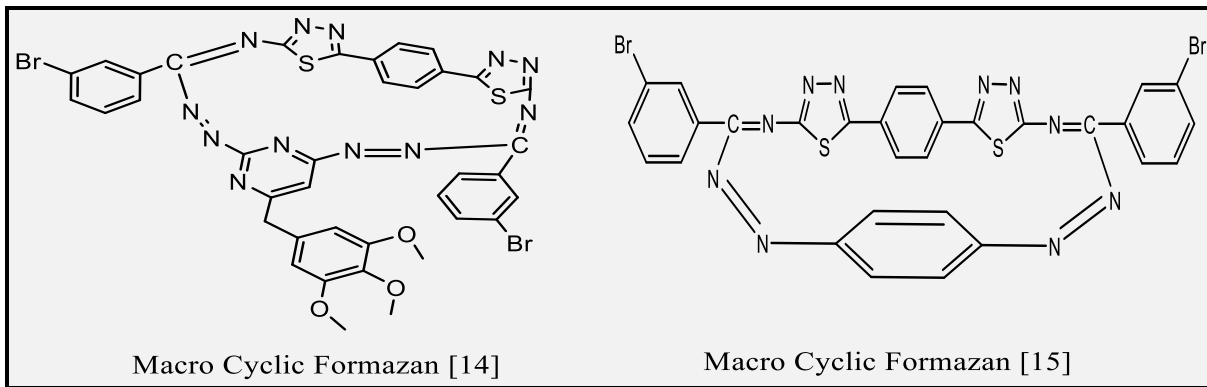


Compound [12]



Macrocylic Formazan [13]

Pattern.2: Compounds [7-13]



Pattern.3: Compounds [14-15]

RESULTS AND DISCUSSION

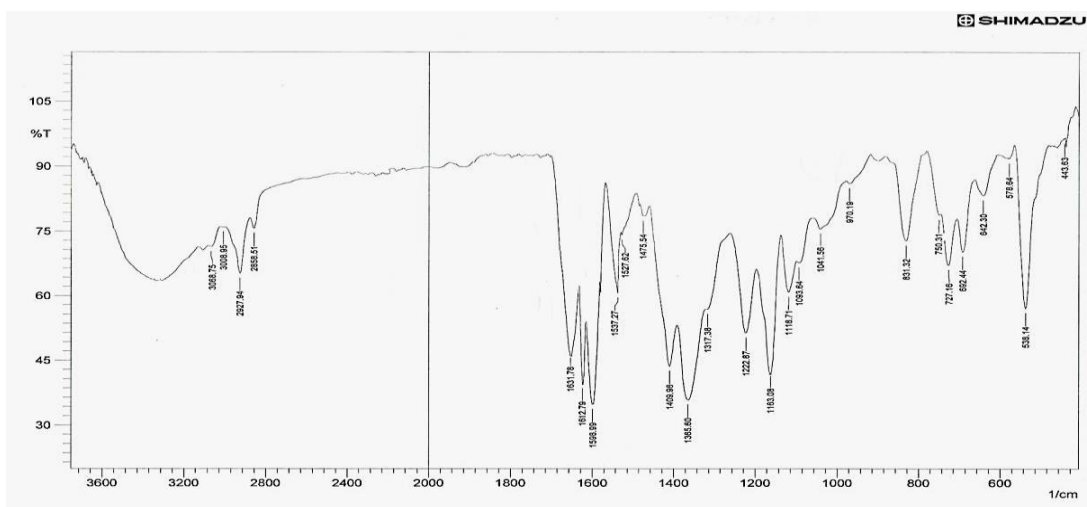
Series of identification – Ranges and anticancer study against Breast Cancer were carried out :

Evidences via Spectra

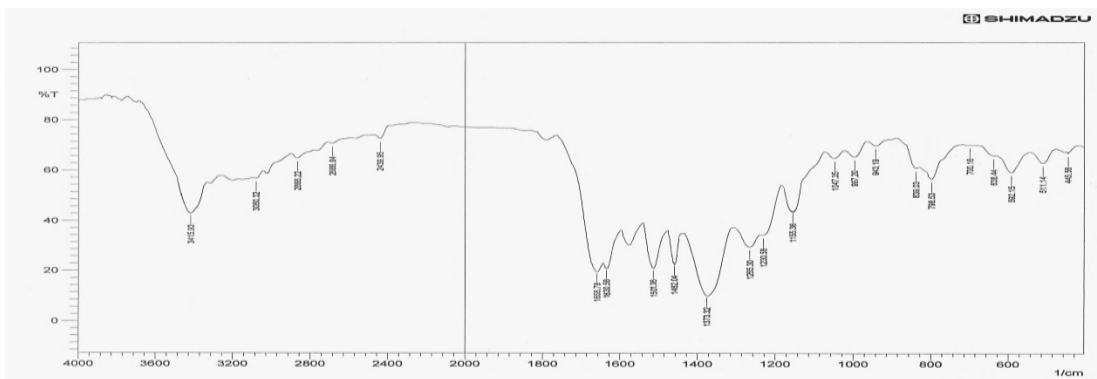
FT.IR- Indication of Trimethoprim- Imine, Liner Formazan and Invented Macrocylic Formazan compounds

The initial categorization of Trimethoprim- Imine is appearance of Schiff base at [(1621) (1616), (1613) due to (C=N-) in compounds [1-8-12] respectively. Also in same compounds appeared many bands for (C=N-) Imine group and other due to endo cycle at [(1658), (1634), (1646), (1659), (1641), (1648), (1658) (1650) in compounds [2-3-4-5-10-13-14-15] . The disappearance of the COOH group and the appearance of an absorption band for an NH₂ group in the (3338 -3398) (3332 – 33353) region, as well as the appearance of a C-S absorption band at (769 , 763) and the appearance of C=N endo cyclic of Thiadiazole absorption at

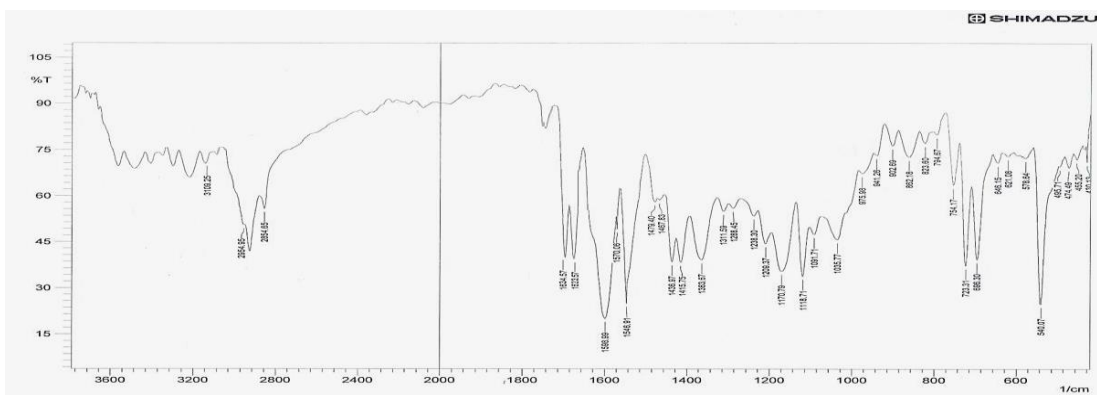
(1639 , 1637) in compound [6 – 11]. Normal or Liner compounds we noted shifting of frequencies of Imine group (CH=N) in starting compounds -Imine compound [1] that were about at (1612) Cm-1 which shifted to (1630 , 1623) (1635 , 15637)Cm-1 for (-C=N-) due to formation of Liner Formazan and appearance Azo group of Formazan (-N=N) at (1462 , 1505) (1436,1479) (1436,1490) (1443,1463) in compounds [2-5] respectively .While the Invented Macrocylic compounds we noted shifting of frequencies of Imine group (CH=N) in starting compounds -Imine compound [8] that were about at (1616) Cm-1 which shifted to (1635) (1639) (1637)(1629) (1637) Cm-1 for (-C=N-) due to formation of Macrocylic Formazan in compounds [9-10 -13- 14-15] respectively. Also appearance three new band in each Macrocylic Formazan compounds [7 and 15] due to Azo group of Formazan at [(1438, 1496) and (1436 ,1465) (1438 , 1481) (1411 , 1448) (1435 , 1485)] respectively in each from Macrocylic Formazan compounds[7 and 15], all frequencies clarified according to reference(29) , and other functional groups in figures (1-15) :



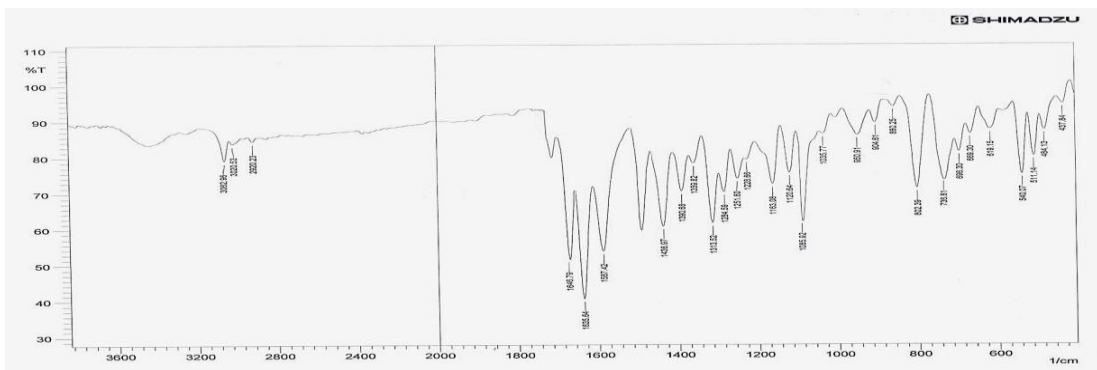
System (1): I.R of [1]



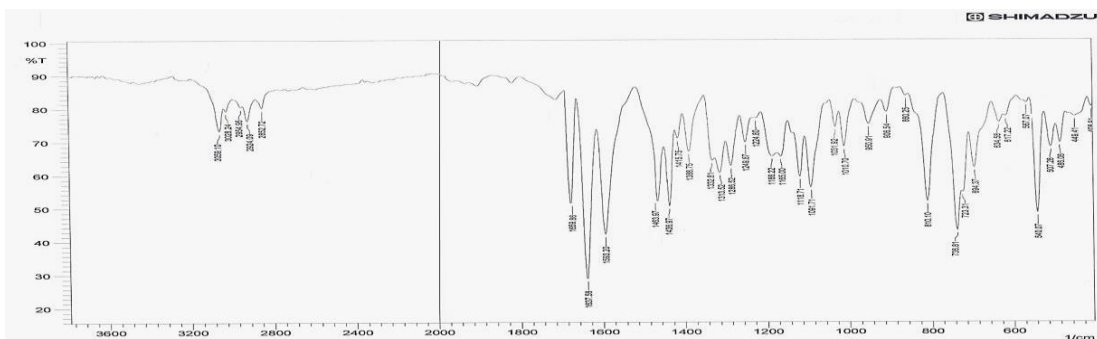
System (2): I.R of [2]



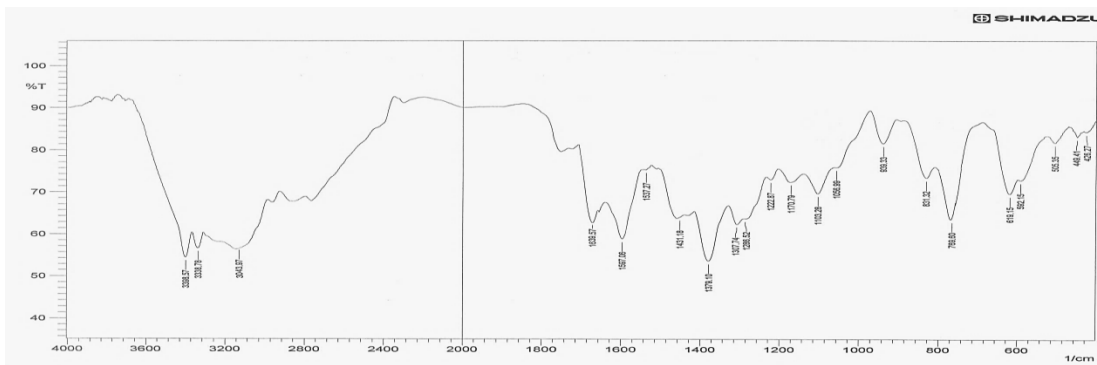
System (3): I.R of [3]



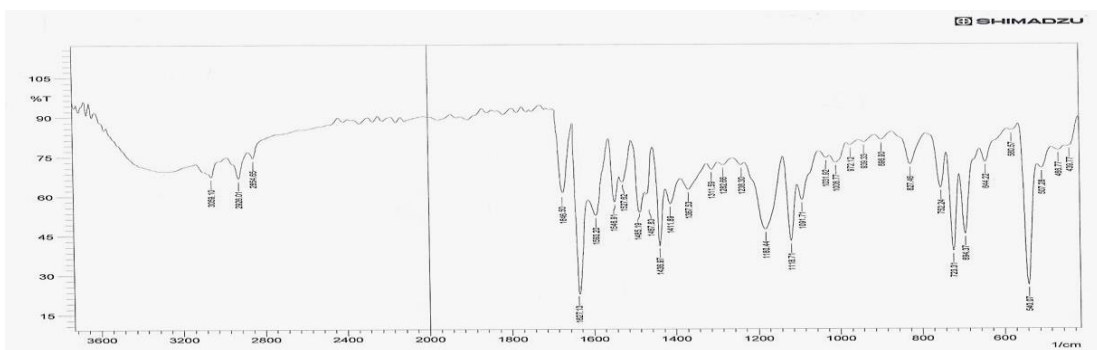
System (4): I.R of [4]



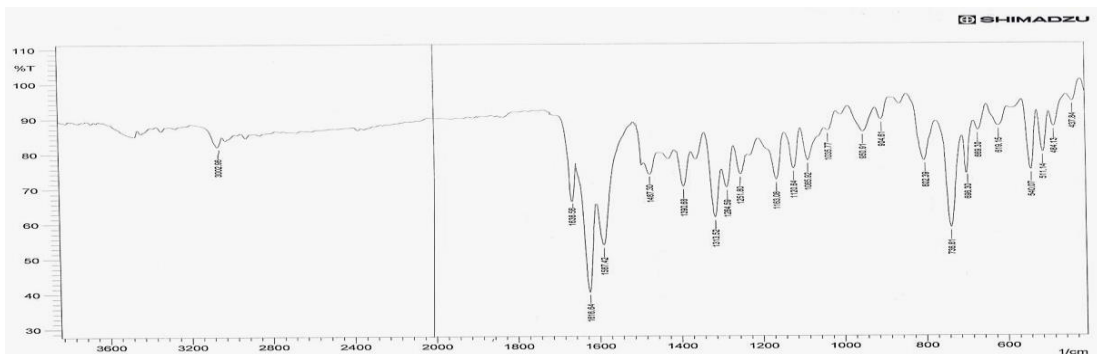
System (5): I.R of [5]



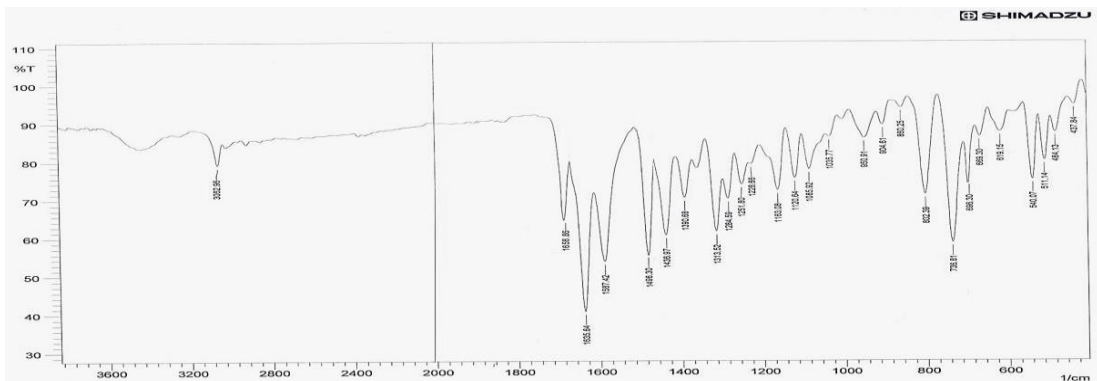
System (6): I.R of [6]



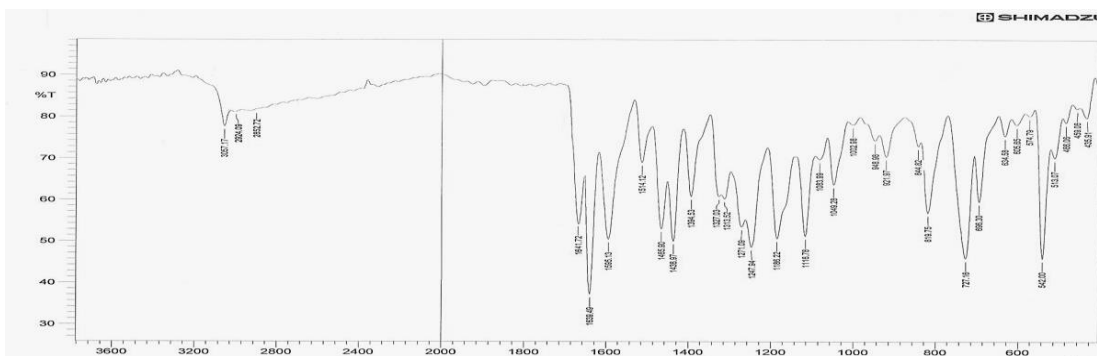
System (7): I.R of [7]



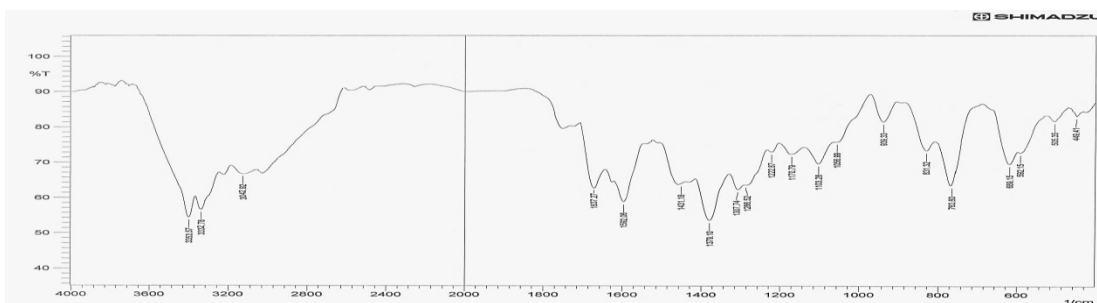
System (8): I.R of [8]



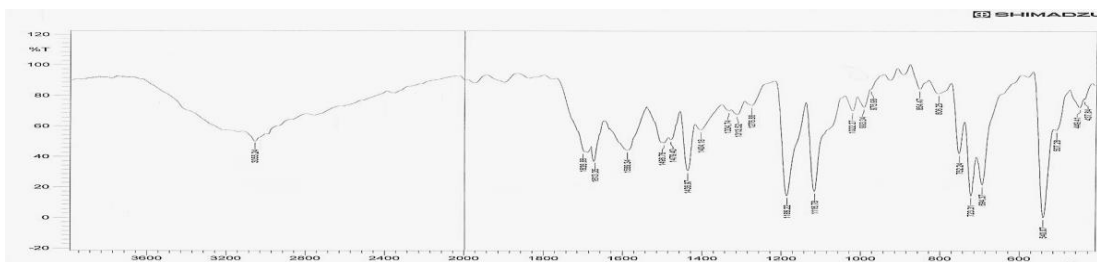
System (9): I.R of [9]



System (10): I.R of [10]



System (11): I.R of [11]



System (12): I.R of [12]

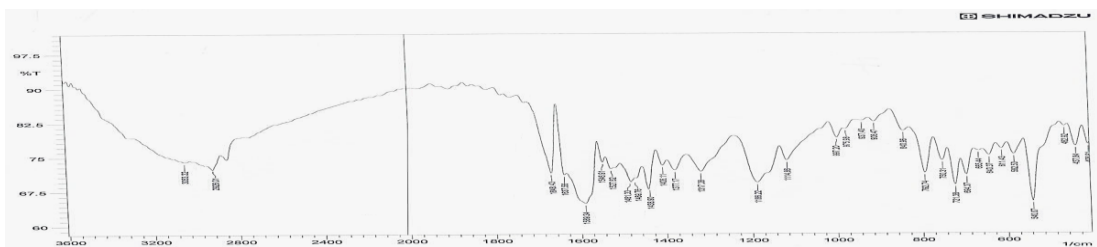
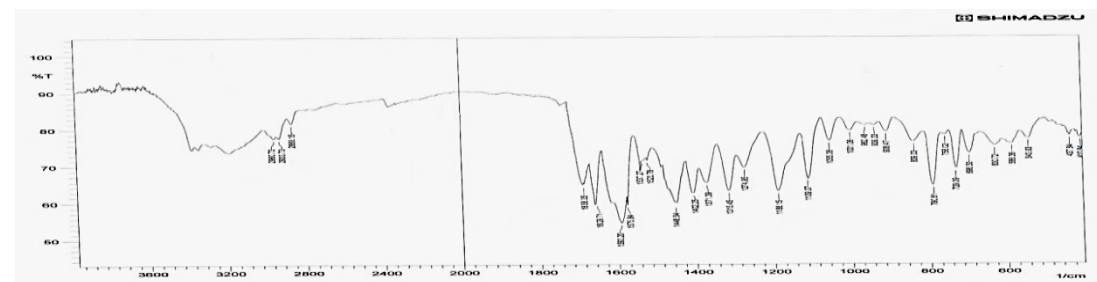
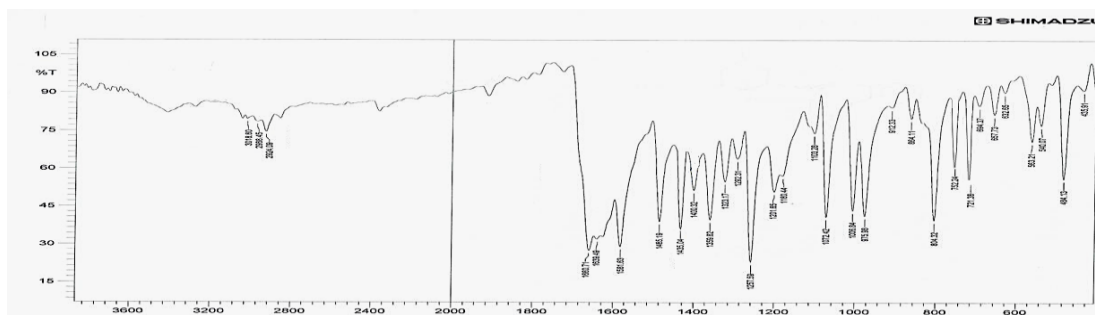


Fig (13): I.R of Compound [13]



System (14): I.R of [14]

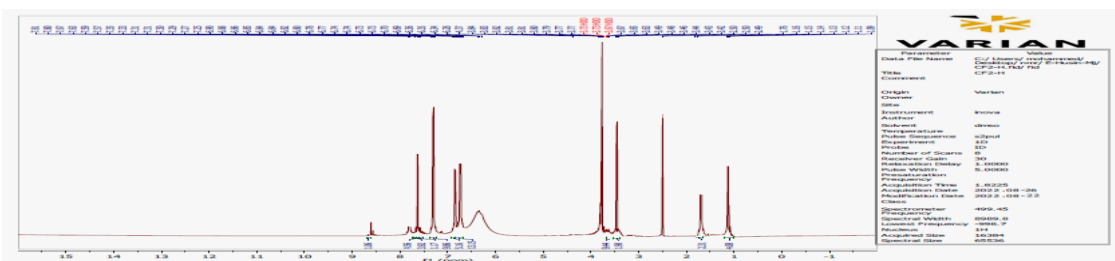


System (15): I.R of [15]

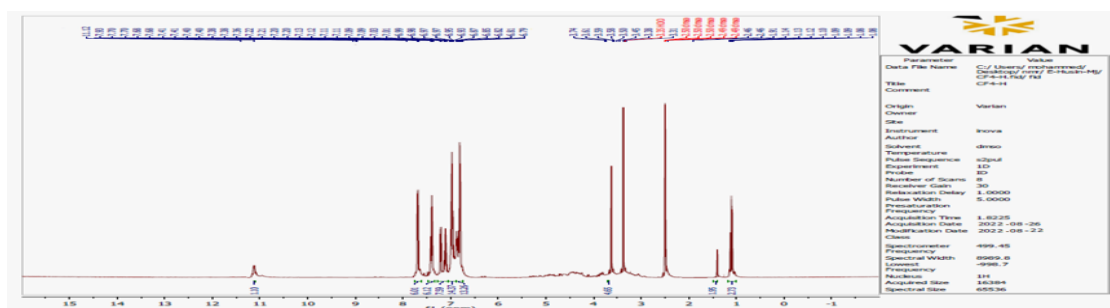
¹H-NMR- Indication of Trimethoprim- Imine , Liner and Macrocylic Formazan

The additional characterization by disappearance of peak for Aldamine group (CH=N) in initial composite (Anil compound) that were at δ (8.60) (8.47,8.43) (8.48) in Compound [1-8 12] respectively as (a starting) due to construction of (N=C-N=N) Formazan group in Liner Formazan and Macrocylic Formazan compounds [2, 15]. ,

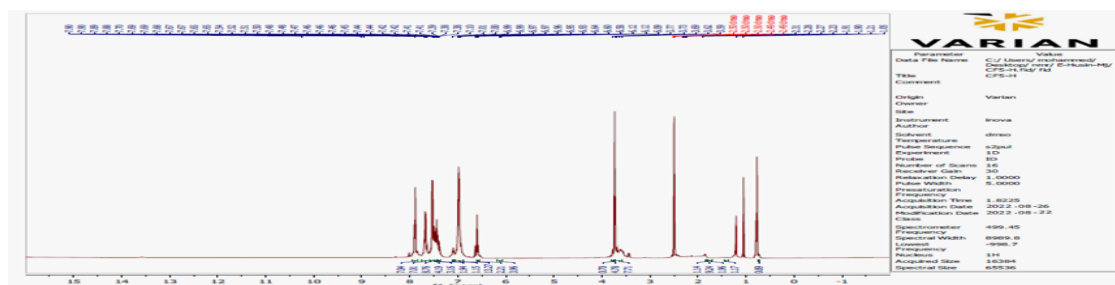
The disappearance of a proton from a Schiff base group is an indication of the formation of compounds [2-15], appearance of signals (NH₂) group were at δ (5.41) (5.23) as well as Aromatic Ring signal of proton (6.44 – 7.51) (6.77-7.7) in compounds [6-11] as well appearance of signal (O-CH₃) group at δ (3.49) (3.74) (3.76)(3.76) (3.79) in compounds [1-2-7-10-14]. , All signals clarified according to reference (Dr. Nagham Aljamali. 2022)(29) , and other functional groups in figures (16-30) :



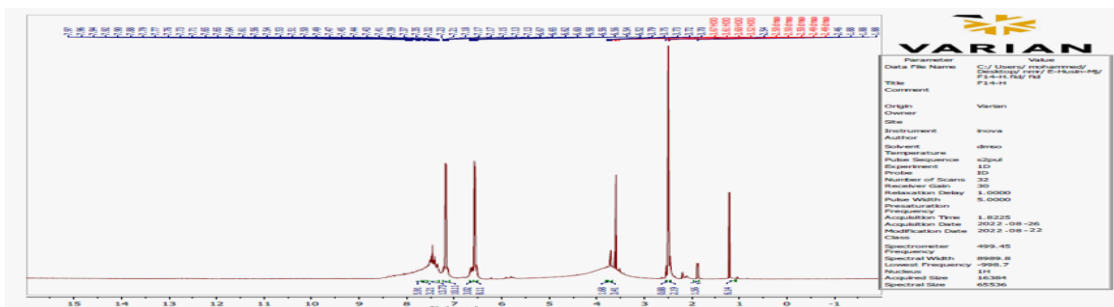
System (16): ¹H.NMR of [1]



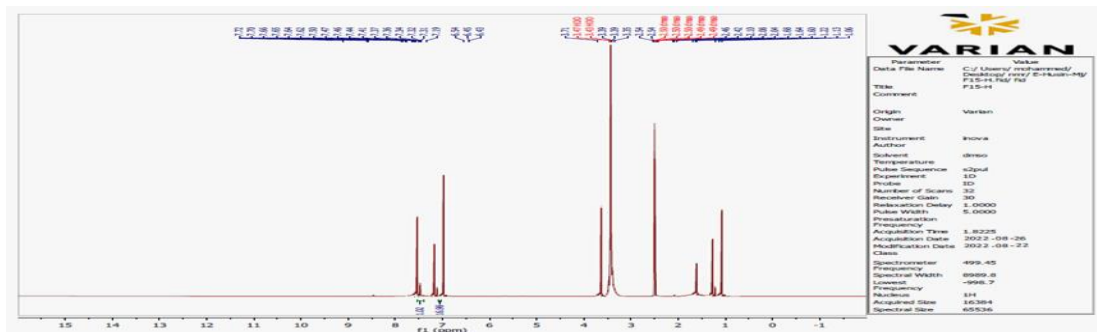
System (17): ¹H.NMR- of [2]



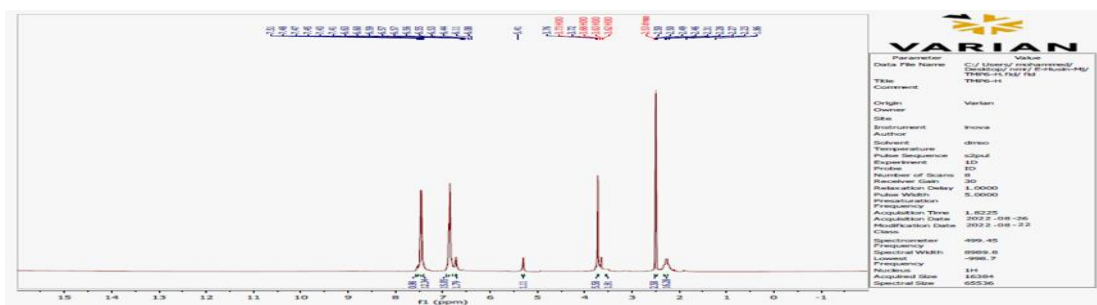
System (18): ¹H.NMR- of [3]



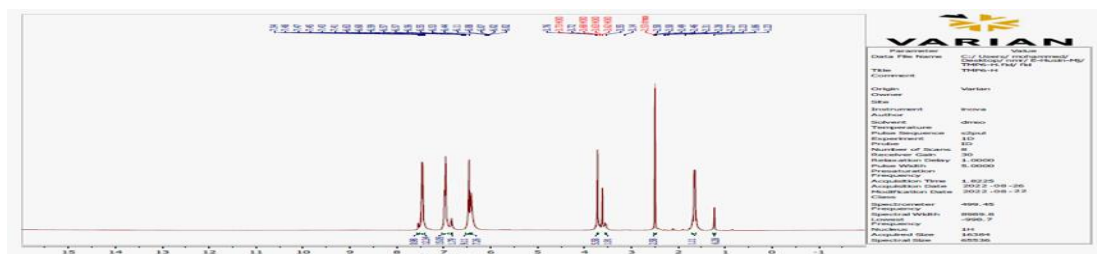
System (19): 1H.NMR- of [4]



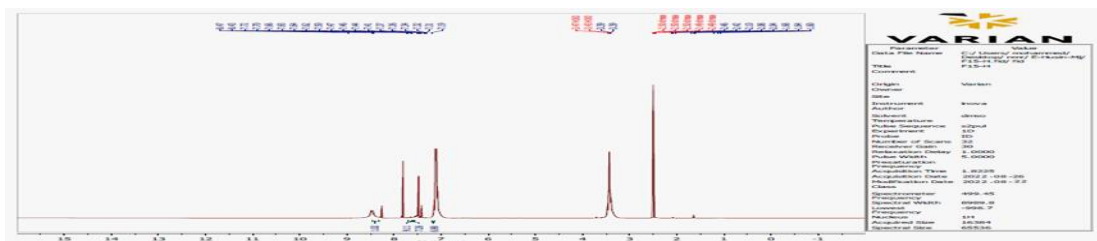
System (20): 1H.NMR- of [5]



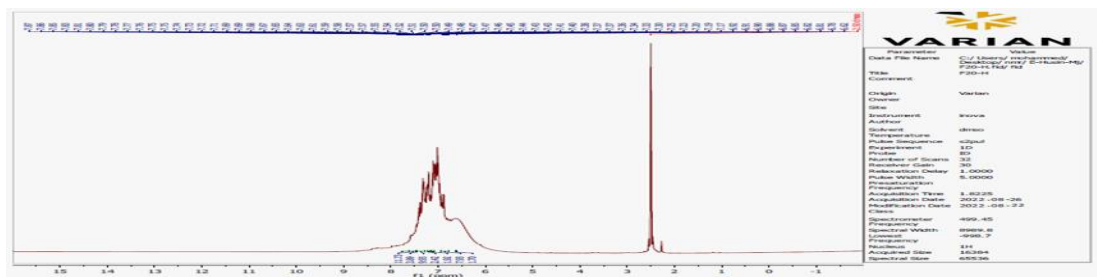
System (21): 1H.NMR- of [6]



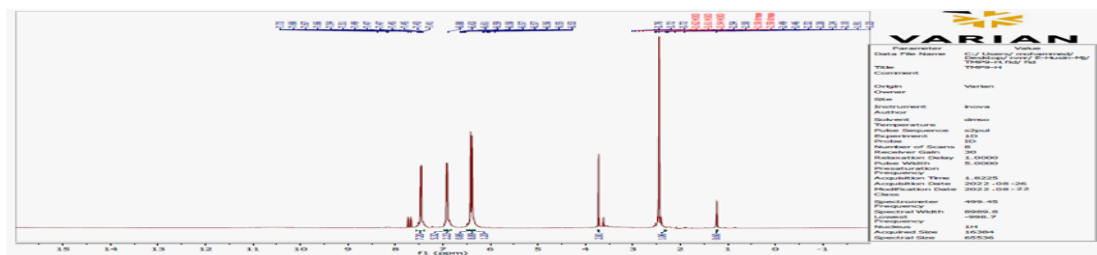
System (22): 1H.NMR- of [7]



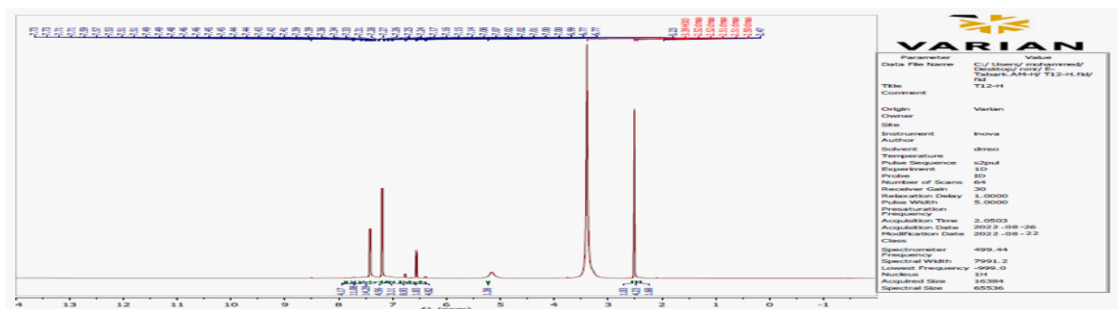
System (23): 1H.NMR- of [8]



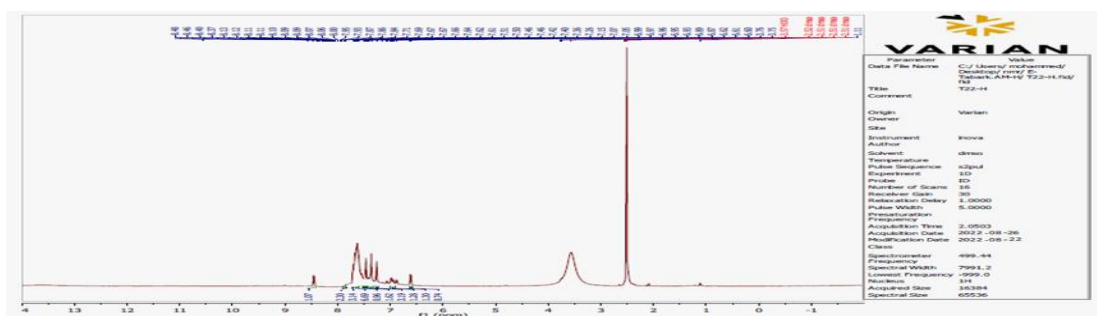
System (24): 1H.NMR- of [9]



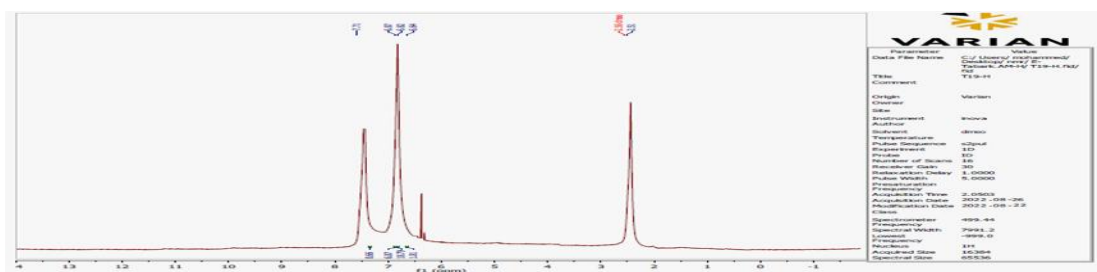
System (25): 1H.NMR- of [10]



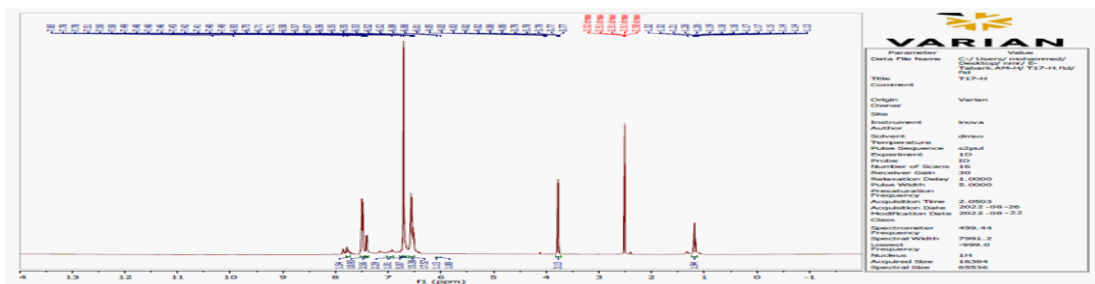
System (26): 1H.NMR- of [11]



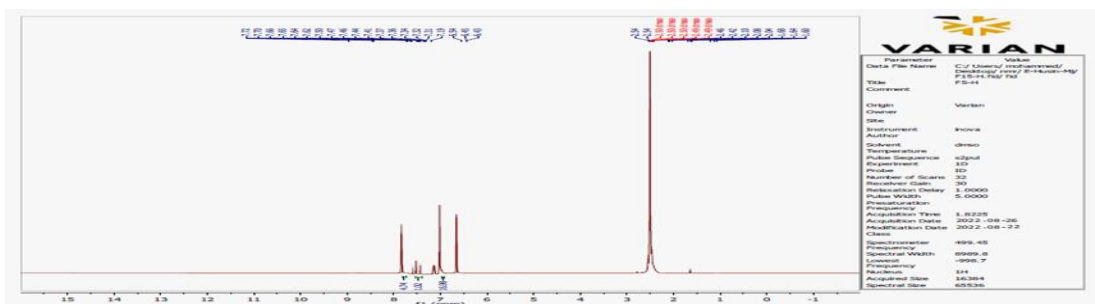
System (27): 1H.NMR- of [12]



System (28): 1H.NMR- of [13]



System (29): 1H.NMR- of [14]

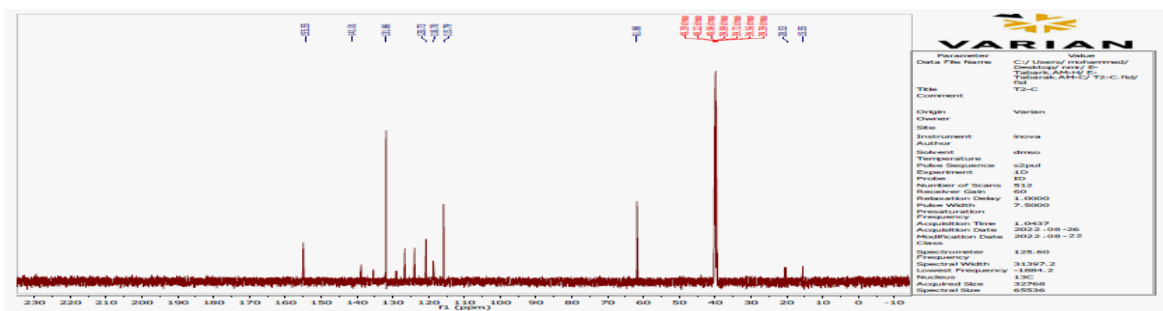


System (30): 1H.NMR- of [15]

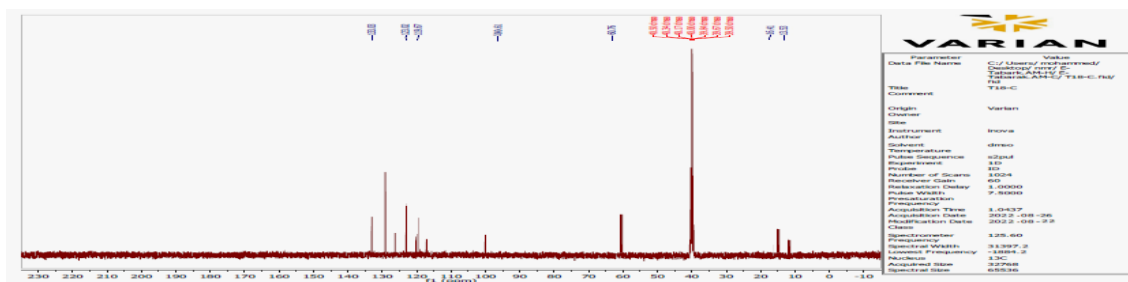
C.NMR- Indication of Trimethoprim-Imine, Liner Formazan and Macrocylic Formazan compounds

By appearance peak about at δ (155.5), (151.5), (156.9 in Imine compound [1], [8], and [12] respectively for carbon atom in imine groups for these compounds, while all these

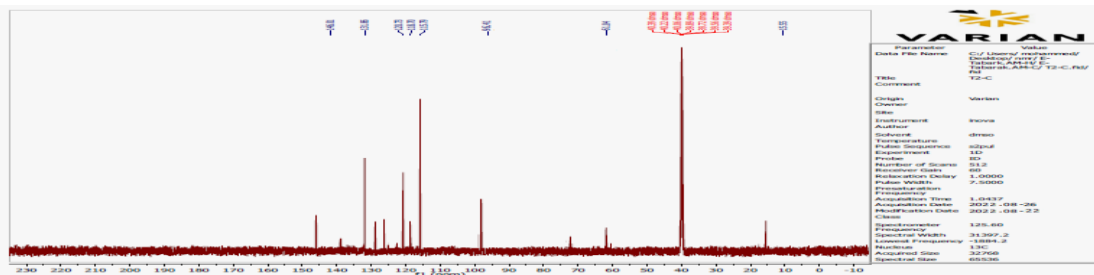
peaks shifted to (100.0), (99.5), (97.7) and like this in Formazan compounds [2], [3],[4],[5], [7],[9],[10], [13],[14] and [15] respectively as a result of formation of Formazan compounds, figures(31-38), all these peaks explained according to reference(29) .



System.(31): C.NMR of [1]



System.(32): C.NMR of [2]



System.(38): C.NMR of [14]

Anticancer-Assay(1, 13)

Two compounds were selected for anticancer evaluation (breast cancer) represented by Linear formazan Compound [3] and Macrocylic Formazan compound [14] by MTT-Test

of two types of Cells (MCF-7) as Cancer cell and (MCF-10 A)as healthy cell according to studies(1, 13), all data in Figures(39, 40), Tables(1,2).

Table 1 : Cytotoxic Activity of Linear Formazan Compound{3} on Breast Cancer Cells line (MCF-7) and Healthy Cells (MCF-10A) at the same concentration using 24 hrs., MTT test 370c.

Con. (µg.mL ⁻¹)	Mean Percentage (%) for each cell line			
	MCF-7 / IC50= 32.08		MCF-10A / IC50 = 174.87	
Linear Formazan Compound {3}	Cancerous line cells of MCF-7		Normal line cells of MCF-10A	
	Cell Viability	Cell Inhibition	Cell Viability	Cell Inhibition
15. 62	85.72	14.28	92.97	7.03
31. 25	78.23	21.77	92.85	7.15
62. 5	74.74	25.77	92.13	7.87
125.0	71.34	28.66	91.58	8.42
250	60.20	39.8	94.1	5.90
500	57.20	42.8	95.62	4.37
Control	100		93.62	6.32

Table. 2 : Cytotoxic Activity of Macrocylic Formazan Compound{14} on Breast Cancer Cells line (MCF-7) and Healthy Cells (MCF-10A) at the same concentration using 24 hrs., MTT test 370c.

Con. (µg.mL ⁻¹)	Mean Percentage (%) for each cell line			
	MCF-7 / IC50 = 34.14		MCF-10A / IC50= 170.44	
Macrocylic Formazan Compound {14}	Cancerous line cells of MCF-7		Normal line cells of MCF-10A	
	Cell Viability	Cell Inhibition	Cell Viability	Cell Inhibition
15. 62	96.21	3.79	95.58	4.42
31. 25	94.43	5.57	96.22	3.78
62. 5	89.19	10.81	94.24	5.76
125.0	87.80	12.2	92.5	7.50
250	83.13	16.87	93.63	6.37
500	72.99	27.01	91.15	8.85
Control	100		93.62	6.38

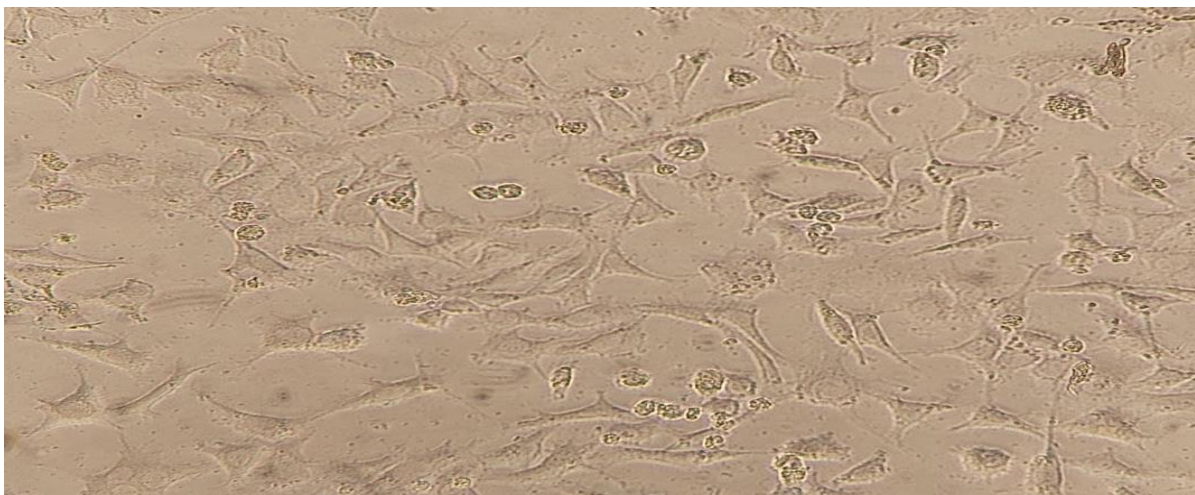


Fig. 39:Anti-cancer activity of Macrocylic Formazan Compound{14}on (MCF-7) at 500µg/ml

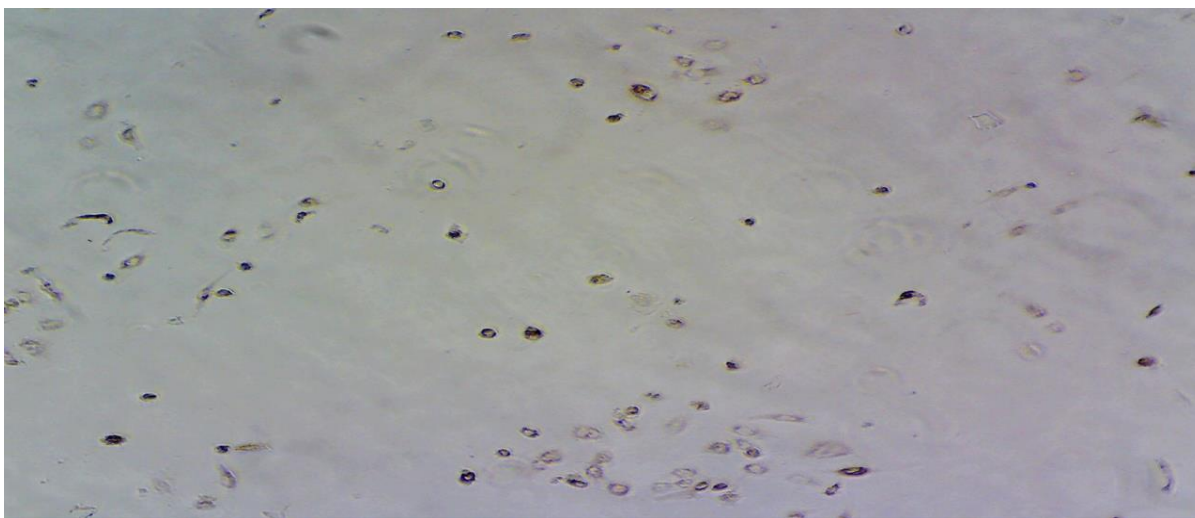


Fig. 40:Anti-cancer activity of Macrocylic Formazan Compound{14}on (MCF-A 10) at 500µg/ml

CONCLUSIONS

From results of anticancer test ,we noted that Linear Formazan Compound [3] has higher efficiency towards Cancer cells and high inhibition on cancer cells than Macrocylic Formazan compound [14].

REFERENCES

- i. Nagham Mahmood Aljamali . (2021) Inventing of Macrocylic Formazan Compounds and Studying Them Against Breast Cancer for The first Time Globally . Annals of pharma research 9(7), 525-533., Available at:<https://www.annalsofpharmaresearch.com/index.php?journal=apr&page=article&op=view&path%5B%5D=38>
- ii. Imd, K., H. K. Abdulabass and N. A. Mahmood. (2020) Invention of (Gluta.Sulfazane-Cefixime) Compounds as Inhibitors of Cancerous Tumors. Journal of Cardiovascular Disease Research 11(2), 44-55 .,DOI: 10.31838/jcdr.2020.11.02.09
- iii. Nagham Mahmood Aljamali . (2021) Creation of Originated Macrocylic Sulfazan-Formazan Compounds and Linear Sulfazan-Formazan for the first Time Globally with their Assay as Antifungal . Biomedical Journal of Scientific & Technical Research 40(3), 32266-32272 ., DOI: 10.26717/BJSTR.2021.40.006453 .
- iv. Francesca, M., F. D. Vries., H. S. Siebe., S. Engbers., S. K. Demeshko., F. M. Meyer., E. D. Otten. (2021) Widening the Window of Spin-Crossover Temperatures in (formazanate) ion Complexes via Steric and Noncovalent Interactions. Inorganic Chemistry 63 (3), 2445-2455.
- v. Mahmood, A. N. (2018) Experimental Methods for Preparation of Mannich Bases, Formazan, Normal and Cyclic Sulfur Compounds., 1st ED. Evince pub Publishing House; Chapter 5 ., ISBN: 978-93-87905-19-1.

- vi. Nagham, M. A. (2019) Review on (Azo, Formazane, Sulfazane)-Compounds . International Journal of Innovations in Scientific Engineering 10(10) 19-45.
- vii. Al-Daffay, R. K. H and A. A. S. Al-Hamdani. (2022) Synthesis and Characterization of Some Metals Complexes with New Acidicazo Ligand 4-[(2-Amino-4-Phenylazo)-Methyl]-Cyclohexane Carboxylic Acid. Iraqi Journal of Science 63(8), 3264–3275. <https://doi.org/10.24996/ijcs.2022.63.8.2>
- viii. Mahmood A. N. (2020) Alternative Methods in Organic Synthesis .,1st–Ed. Eliva Press SRL ., ISBN: 9798680201176.
- ix. Hunter, L and C. B. Roberts. (1941) The associating effect of the hydrogen atom. Part IX. The N-H-Nbond. Virtual tautomerism of the formazyl compounds. journal of the Chemical Society 33(2), 820-823.
- x. Abbas, A. A. (1998) New synthesis of 28- and 30-crown-formazans and bis formazans" Tetrahedron 54(40), 12421-12428.
- xi. Ismail, A.S., A. H. Shukker and A. H. Fayad. (2017) Production of Hydrogen and Nanocarbon by Catalytic Decomposition of Electrocracking Gas over an Industrial Catalyst under Integrated Reactor Conditions . Energy Procedia 14(1), 315–331.
- xii. Abdul, G. M. and A. A. Fayad . (2020) Synthesis And Spectroscopic Characterization Of New Heterocyclic Compounds Derivatied From 1-(4-Aminophenyl) Ethan-1-Oneoxime As A Starting Material With Evaluate Their Biological Activity ., Biochem. Cell. Arch 20(2), 5211-5222., DocID: Available:<https://connectjournals.com/03896.2020.20.5211>
- xiii. Tezcan, H. (2008) Synthesis and Rangesl properties of some bis-substituted formazans" Spectrochim Acta 69(1), 971-979.
- xiv. Bamoniri, A., B. F. Mirjalili and N. M. Arani. (2014) Nano BF3·SiO2: A green heterogeneous solid acid for synthesis of formazan dyes under solvent-free condition" Journal of Molecular Catalysis A: Chemical 393(4), 272-278.
- xv. Mahmood, N. A. and I. K. Alsab. (2020) Development of Trimethoprim Drug and Innovation of Sulfazane-Trimethoprim Derivatives as Anticancer Agents . Biomedical & Pharmacology Journal 13(2), 613-625 ., <http://dx.doi.org/10.13005/bpj/1925> .
- xvi. Matheus, M. E., A. F. Violante. and S. G. Garden .(2007) Isatins inhibit cyclooxygenase-2 and inducible nitric oxide synthase in a mouse macrophage cell line. Eur J Pharmacol 556(12), 200–6.
- xvii. Mahmood, A. N. (2016) Synthesis and Biological Study of Hetero (Atoms and Cycles) Compounds , Der Pharma Chemica 8(6), 40-48.
- xviii. Nagham, M. A. (2015) Synthesis and Chemical Identification of Macro Compounds of (Thiazol and Imidazol). Research J. Pharm. and Tech 8(1), 78-84., DOI: 10.5958/0974-360X.2015.00016.5.
- xix. Mahmood, N. A. (2015) Review in Azo Compounds and its Biological Activity. Biochem Anal Biochem 4(169) ., doi:10.4172/2161-1009.1000169.
- xx. Nagham Mahmood Aljamali and S. F. Jawad . (2022) Preparation, spectral Characterization, Thermal Study, and Antifungal Assay of (Formazane -Mefenamic acid)- Derivatives., Egyptian Journal of Chemistry (65) 2, 411 ., DOI: 10.21608/EJCHEM.2021.88727.4266
- xxi. Salih, A. R and Z.A. K. Al-Messri. (2022) Synthesis, Characterization and Evaluation of Some Pyranopyrazole Derivatives as Multifunction Additives for Medium Lubricating Oils. Iraqi Journal of Science 63(7), 2827–2838. <https://doi.org/10.24996/ijcs.2022.63.7.7>
- xxii. Mahmood A. N. (2017) Synthesis of Antifungal Chemical Compounds from Fluconazole with (Pharma-Chemical) Studying .,Research journal of Pharmaceutical, biological and chemical sciences 8 (3), 564 -573.
- xxiii. Hasaneen, K. A., A. M. Jawad and Nagham, M. A. (2020) Synthesis of drugs derivatives as inhibitors of cancerous cells. Biochem. Cell. Arch 20(2) .,DocID: <https://connectjournals.com/03896.2020.20.5315>.
- xxiv. Sabrean, F. J. and N. M. Aljamali. (2021) Preparation, Investigation and Study of Biological Applications of Tyrosine Derivatives against Breast Cancer Cells ., NeuroQuantology 19(9) ,117-125 .,doi: 10.14704/nq.2021.19.9.NQ21144
- xxv. Mahmood, A. N., I. O. Alfatlawi. (2015) Synthesis of Sulfur Heterocyclic Compounds and Study of Expected Biological Activity . Research J. Pharm. and Tech 8(9),1225-1242 , DOI: 10.5958/0974-360X.2015 .00224.3.
- xxvi. Intisar, O. A., S. S. Nuha., M. J. Zainab and Nagham, M. A. (2017) Synthesis of New Organic Compounds Via Three Components Reaction with Studying of (Identification, Thermal Behavior, Bioactivity on Bacteria of Teeth). Journal of Global Pharma Technology 11(9), 157-164.
- xxvii. Nagham Mahmood Aljamali., S. M. Jawd., M. J. Zainab and O. A. Intisar. (2017) Inhibition activity of (Azo–acetyl acetone) on bacteria of mouth. Research Journal of Pharmacy and Technology 10(6),1683-1686, DOI: 10.5958/0974-360X.2017.00297.9
- xxviii. Aseel, M. J., N. A. Mahmood and S. M. Jawd. (2020) Development and Preparation of ciprofloxacin Drug Derivatives for Treatment of Microbial Contamination in Hospitals and Environment. Indian Journal of Forensic Medicine & Toxicology 14(2), 1115-1122.
- xxix. Nagham Mahmood Aljamali. (2022) Spectral and Laboratory Diagnostics of Compounds . 1st Ed. Eliva Press SRL., ISBN: 9781636482118.
- xxx. Shireen, R. R., Nagham, M. A and A. J. Al-Zuhairi. (2020) Guanine substituted heterocyclic derivatives as bioactive compounds., Biochem. Cell. Arch 20(2), 3651-3655, 2020 ., DocID: <https://connectjournals.com/03896.2020.20.3651>.
- xxxi. Mahmood, A. N and M. S. Nemah. (2017) Chemo - Spectral and Biological Studying of New Ligands . Research Journal of Pharmaceutical, Biological and Chemical Sciences 8(3) ,674.
- xxxii. Nor, A. A., S. A. Sud and Nagham Mahmood Aljamali. (2019) Synthesis, Characterization and

- Thermal Analysis for New Amoxil Ligands. *Asian Journal of Chemistry* 31(5),1022-1026.
- xxxiii. R. A. Ghafil., N. A. Alrazaq and Nagham, M. A. (2020) Synthesis of Triazole Derivatives via Multi Components Reaction and Studying of (Organic Characterization, Chromatographic Behavior, Chem-Physical Properties). *Egyptian Journal of Chemistry* 63(11),4163-4174., DOI: 10.21608/EJCHEM.2020.23541.2399 .
- xxxiv. Nagham Mahmood Aljamali. (2018). (Synthesis, Investigation, Chromatography, Thermal)- Behavior of (Five, Seven)- Membered Ring with Azo and Anil Compounds. *Pak. J. Biotechnol* 15(1), 219-239 .
- xxxv. Mhammd, A. K., A. H. Ali and Nagham M. A. (2021) Synthesis, Rangesl, Bio Assay, Chromatographic - Studying of New Imidazole Reagents Via Three Components Reaction . *NeuroQuantology* 19(7), 115-122., doi: 10.14704/nq.2021.19.7.NQ21092
- xxxvi. Amen, A. R and Mahmood, N A. (2021) Triazole-Anil and Triazol-Azo Reagents (Creation, Rangesl Categorization, Scanning Microscopy, Thermal Analysis). *NeuroQuantology* 19(11), 84-94 ., DOI Number: 10.14704/nq.2021.19.11.NQ21178 .
- xxxvii. Kadhim, S. M and M. Mahdi. (2022) Preparation and Characterization of New (Halogenated Azo-Schiff) Ligands with Some of their Transition Metal Ions Complexes. *Iraqi Journal of Science* 63(8), 3283–3299. <https://doi.org/10.24996/ijcs.2022.63.8.4>
- xxxviii. Mohamad, B. J ., Zghair, F. A ., Fadhil, Z. T. (2022). Clinical and Histopathological Features of Ovarian Cancer in Iraq, Baghdad Between 2014-2020. *Iraqi Journal of Science*, 63(6), 2354–2361. <https://doi.org/10.24996/ijcs.2022.63.6.4>
- xxxix. Nagham, M. A. (2022) Designation of Macrocylic Sulfazan and Triazan as Originated Compounds with Their Estimation in Nano-Activities by the Scanning Microscope ., *International Journal of Convergence in Healthcare* 02(01), 25-34 , Available at : <https://www.ijcih.com/index.php/ijcih/article/view/21>
- xl. Ghyath S. M., R. H. Rashed., A. J. Lazim and H. A. Mohammed. (2022) The Effects of Capparis Spinosa Leaves on The Histological Findings Associated With The Exposure of Mice to Trichloroacetic Acid. *Al-Salam Journal for Biochemical and Medical Science* 1(1), 18–25. <https://doi.org/10.55145/ajbms.2022.1.1.004>
- xli. Mahmood, N. A. (2022) Origination of Macrocylic Formazan with Macrocylic Sulfazan and Triazan as Originated Compounds and Compared Their efficiency Against Breast Cancer. *Open Access Journal of Biomedical Science* 4(1), 1-9, OAJBS.ID.000383. DOI: 10.38125/OAJBS.000383
- xlii. Aljamali, N. M. (2021) Synthesis Innovative Cyclic Formazan Compounds for the First Time and Evaluation of Their Biological Activity. *International Journal of Polymer Science & Engineering* 7(2), 5–14., DOI: <https://doi.org/10.37628/ijpse.v7i2.830> ; Available at : <http://materials.journalspub.info/index.php?journal=JPMSE&page=article&op=view&path%5B%5D=830>
- xliii. Mahmood, A. N. (2022) Inventing of Macrocylic Formazan Compounds with Their Evaluation in Nano- Behavior in the Scanning Microscope and Chromatography. *Biomedical Journal of Scientific & Technical Research* 41(3), 32783-32792 .; BJSTR. MS.ID.006616 ; DOI: 10.26717/BJSTR.2022.41.006616 .
- xliv. Nagham, M. A and Z, M. F. (2023) Anticancer Study of Innovative Macrocylic Formazan Compounds from Trimethoprim Drug ., *Egyptian Journal of Chemistry* 66(4), DOI: 10.21608/EJCHEM.2022.132514.5852
- xlv. Zainab Mohamed Farhan, Nagham Mahmood Aljamali. Comparison of the efficiency of innovative formazan compound with innovative sulfazan against breast tumors. *International Journal of Medicine Research*, Volume 7, Issue 1, 2022, Pages 18-25 ., Available at : <https://www.medicinesjournal.com/archives/2022/vol7/issue1/7-1-18>
- xlvi. Hayder A. H. Jalil. (2022). The Protective Effect of Small Molecule Sirt1 Activators on Human Corneal Epithelial Cells Against Oxidative Stress. *Journal of Pharmaceutical Negative Results*, 13(1), 80–88. Retrieved from <https://www.pnrjournal.com/index.php/home/article/view/190>
- xlvii. Muthana, A. M. (2022). Studying The Impact of Plasminogen Activator Inhibitor -1 and Some Biochemical Parameters In Iraqi Children with Type -1 Diabetes Mellitus. *Journal of Pharmaceutical Negative Results* 13(1), 35–38. Retrieved from <https://www.pnrjournal.com/index.php/home/article/view/181>
- xlviii. Zaitceva, A. Y. (2022) Sensor Intelligent Systems for Monitoring the Oxygen Status of Human Tissues Under Functional Loads. *Journal of Pharmaceutical Negative Results* 13(1), 6–13. Retrieved from <https://www.pnrjournal.com/index.php/home/article/view/183>
- xlix. Mohammad, E. H. (2022) Twenty-five Years of Laser Therapy: Causes and Treatment Results in the Pulmonology Ward of Imam Reza Hospital, Tabriz - Iran. *Journal of Pharmaceutical Negative Results* 13(1), 44–49. Retrieved from <https://www.pnrjournal.com/index.php/home/article/view/186>
- i. Nurman, D. G., A. K. Karim., S. K. Akhnazarov., S. T. Mukashev and O. M. Demissenov. (2021) Current issues of molecular diagnostics of bladder cancer. *International Journal of Health Sciences*, 5(3), 286-301. <https://doi.org/10.53730/ijhs.v5n3.1477>
- ii. Yasamin, H. S. (2022). The Induction of Ovulation in Women with Polycystic Ovarian Syndrome Via: Letrozole vs Clomiphene Citrate. *Journal of Pharmaceutical Negative Results* 13(1), 30–34. Retrieved from <https://www.pnrjournal.com/index.php/home/article/view/184>
- iii. Hussein, A. (2022) Detection of role the enzyme adenosine deaminase in leishmaniasis as biomarkers during of infection . *Al-Salam Journal for*

- l. Biochemical and Medical Science 1(2), 9–18. <https://doi.org/10.55145/ajbms.2022.1.2.002>
- liii. Raad, M. ., Ahmed, A. H and F. Ahmed. (2022). Identification of MRSA(methicillin resistant Staphylococcus aureus) by mecA gene. Al-Salam Journal for Biochemical and Medical Science, 1(2), 25–30. <https://doi.org/10.55145/ajbms.2022.1.2.004>
- liv. Ahmed, S. F., A. H. Ahmed., M. Raad., M. Ali and A. P.Mohammed . (2022). Isolation of ferric Yersinia bactin A (fyuA) as virulence gene and biofilm forming in Escherichia coli was Collected from patient with UTI. Al-Salam Journal for Biochemical and Medical Science 1(2), 31–36. <https://doi.org/10.55145/ajbms.2022.1.2.005>
- lv. Ghyath, S. M and W. A. Obaid. (2022) Experimental studies on the effect of Chlorpyrifos on rats. VI. Population of intestinal mast cells and hypersensitivity reactions. Al-Salam Journal for Biochemical and Medical Science 1(1), 6–11. <https://doi.org/10.55145/ajbms.2022.1.1.002>
- lvi. Ghyath, S. M., A. H. Ahmed and B. M. Kassim. (2022) Assessment of histopathological and hematological changes in mice treated with the aqueous extract of origanum (Driganum majorana.L)in algabal Alakhder libya. Al-Salam Journal for Biochemical and Medical Science 1(1), 12–17. <https://doi.org/10.55145/ajbms.2022.1.1.003>
- lvii. Ghyath, S. M and W. A. Obaid. (2022) Cellular Elements of the Human's Bone Marrow. Al-Salam Journal for Biochemical and Medical Science 1(1), 26–34. <https://doi.org/10.55145/ajbms.2022.1.1.005>
- lviii. Nagham Mahmood Aljamali . Jad, S. F. (2021) Preparation, Diagnosis and Evaluation of Cyclic-Tryptophan Derivatives as Anti Breast Cancer Agents. Biomed Pharmacol J 14(4), 7-17., Available from: <https://bit.ly/3HuvlVG>
- lix. Kavitha Ramsundar, Aravind Kumar Subramanian, Swapna Sreenivasagan. Evaluation Of Shear Bond Strength Of Bracket Bonded Using Light Cure Composite And With And Without Primer: A Comparative In-Vitro Study.. ECB. 2022; 11(7): 1-5. doi:10.31838/ecb/2022.11.07.001
- lx. Abdalkader Saeed Latif, Zena Abbas Fadel. Evaluation Study Of The Effectiveness For Some Antibacterial Agent Against Dna Gyrase Enzyme Of Staphylococcus Aureus. ECB. 2022; 11(7): 29-32. doi:10.31838/ecb/2022.11.07.005
- lxi. Djamal Hissein Didane, Muhammad Nur Arham Bajuri, Bukhari Manshoor, & Mahamat Issa Boukhari. (2022). Performance Investigation of Vertical Axis Wind Turbine with Savonius Rotor using Computational Fluid Dynamics (CFD). CFD Letters, 14(8), 116–124. <https://doi.org/10.37934/cfdl.14.8.116124>
- lxii. Ghassan Nasif, Yasser El-Okda, Mouza Alzaabi, & Habiba Almohsen. (2022). Effects of the Conjugate Heat Transfer and Heat Flux Strength on the Thermal Characteristics of Impinging Jets. CFD Letters, 14(7), 18–30. <https://doi.org/10.37934/cfdl.14.7.1830>
- lxiii. Suaib Al Mahmud, & Ahmad Faris Ismail. (2021). Multiphase CFD Investigation on Convective Heat Transfer Enhancement for Turbulent Flow of Water-Al2O3 Nanofluid. CFD Letters, 13(10), 11–24. <https://doi.org/10.37934/cfdl.13.10.1124>
- lxiv. Wadhah Hussein Abdulrazzaq Al Doori. (2022). Experiments and Numerical Investigations for Heat Transfer from a Horizontal Plate via Forced Convection Using Pin Fins with Different Hole Numbers. CFD Letters, 14(9), 1–14. <https://doi.org/10.37934/cfdl.14.9.114>
- lxv. Merilin A. S., Petko A., Vessela V., Antonia D., Denitsa A., Virginia T., Ilza P .(2021). Development of a Protocol for Virtual Screening of PPARγ Weak Partial Agonists and Their Metabolites: Case Study on Naturally-derived Oleanane Triterpenoids, Int J Bioautomation, 25, 117-132, doi: 10.7546/ijba.2021.25.2.000792
- lxvi. Wei Wang, Bo Gao. (2022). A Clustering Algorithm for Tumor Gene Data Based on Improved DPC Algorithm, Int J Bioautomation, 26, 175-192, doi: 10.7546/ijba.2022.26.2.000872 .
- lxvii. Nora K., Albena S., Ljubomira P. H., Dimka G., Ilonka I., Rositsa H. (2021) . Radioprotective Effect of Curcumin on DNA Double Strand Breaks in Human Blood Lymphocytes after *in vitro* γ-Irradiation, Int J Bioautomation, 25, 159-168, doi: 10.7546/ijba.2021.25.2.000794