



GREEN SYNTHESIS OF QUINOXALINE DERIVATIVES AT ROOM TEMPERATURE IN ETHYLENE GLYCOL WITH H₂SO₄/SiO₂ CATALYST

Mozhgan Bashirzadeh^[a] and Farahnaz K. Behbahani^{[a]*}

Keywords: Quinoxalines, sulfuric acid/SiO₂ catalyst, diketones, phenylene diamine, green synthesis

In this study, the preparation of quinoxaline derivatives using α -diketones, 1,2-phenylene diamines in the presence of H₂SO₄/SiO₂ catalyst in ethylene glycol and at room temperature is reported. The advantages of this method are high yields of the products, utilizing of reusable catalyst, easy separation and mild reaction conditions. Also, reusability of the catalyst was investigated and found that catalytic activity of the catalyst did not decreased after 4th times.

* Corresponding Authors

E-Mail: Farahnazkargar@yahoo.com

[a] Department of Chemistry, Karaj Branch, Islamic Azad University, Karaj, Iran. P.O.Box: 314/85313

INTRODUCTION

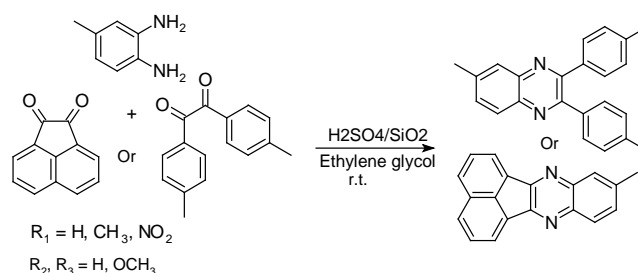
Quinoxaline derivatives are well known in the pharmaceutical industry and have been shown to have a broad spectrum of biological activities including antibacterial, antiviral, anti-inflammatory, anticancer, and kinase inhibitory activities.^{1,2} In addition, quinoxaline derivatives have been evaluated as semiconductors, dyes, and biocides.³ In this regards, a very procedures have respectively been developed for the preparation of substituted quinoxalines.^{4,5}

In these methods the condensation reaction between an aryl 1,2-diamine with a 1,2-dicarbonyl compound have been reported⁴. The others synthetic routes towards quinoxalines, including oxidative coupling of epoxides with ene-1,2-diamines using Bi-catalyst, heteroannulation of nitroketene and N,S-aryliminoacetals with POCl₃, cyclization of arylimino oximes of α -dicarbonyl compounds and from α -hydroxy ketones via a tandem oxidation process using Pd(OAc)₂ or RuCl₂-(PPh₃)₃-TEMPO as well as MnO₂.⁵

Most of the existing methodologies suffer from disadvantages such as the use of volatile organic solvents, unsatisfactory product yields, critical product isolation procedures, expensive and detrimental metal precursors and harsh reaction conditions, which limit their use under the aspect of environmentally benign processes. Also silica-supported reagent, H₂SO₄/SiO₂ for its ease of preparation, low cost, high efficiency and environmental benignness,⁶ has already been used in cycloadditions,⁷ Beckmann rearrangements,⁸ glycosylations,⁹ condensations,¹⁰ esterification,¹¹ acetylation of (+)cedrol compound,¹² synthesis of 2,4,5-triaryl-1H-imidazoles,¹³ and as catalyst in organic transformations: a comprehensive review.¹⁴

On the other hand, during our continuing efforts to develop convenient approaches to synthesize heterocycle compounds,¹⁵ we revealed that H₂SO₄/SiO₂ was a high-

efficient and recyclable catalyst for preparing the quinoxaline derivatives in a synthetically practical procedure (stoichiometric ratios of starting materials and short reaction times) with relatively widely functional group compatibility in ethylene glycol at ambient temperature (Scheme 1).



Scheme 1 Synthesis of quinoxaline derivatives in the presence of H₂SO₄/SiO₂

RESULTS AND DISCUSSION

To achieve efficient amount of catalyst, the author set up a model reaction using **benzil** (2.0 mmol), and 1,2-phenylene diamine (2.0 mmol) in ethylene glycol (3.0 ml) without catalyst at room temperature. In this case, the product was obtained in low yield (30%). As shown in table 1, the yield of reaction was increased in the presence of the catalyst (0.1 - 0.3 g) and raising catalyst amount toward 0.4 g did not affect to reaction yield.

Table 1. Optimizing of the catalyst amount for the synthesis of quinoxaline derivatives

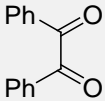
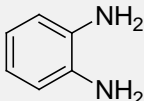
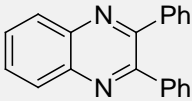
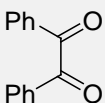
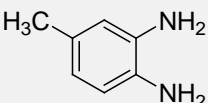
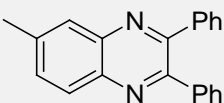
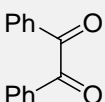
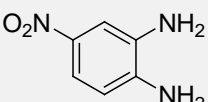
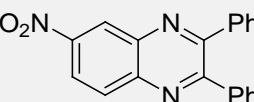
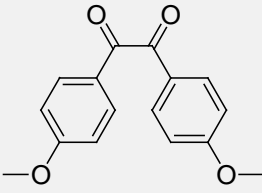
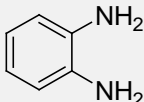
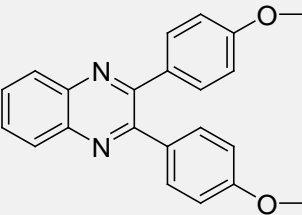
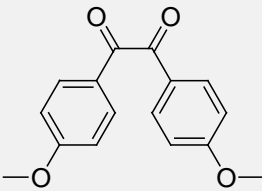
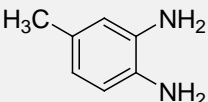
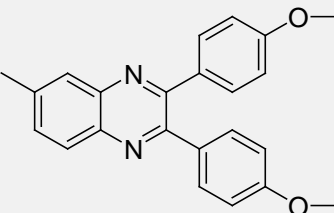
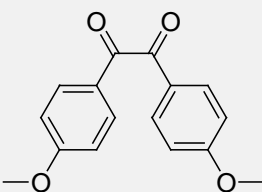
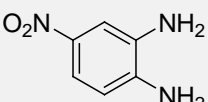
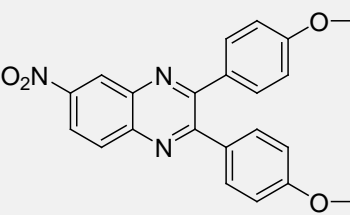
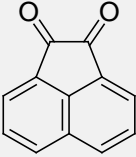
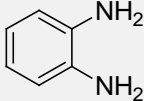
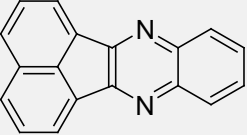
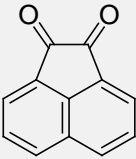
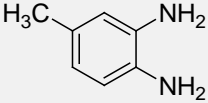
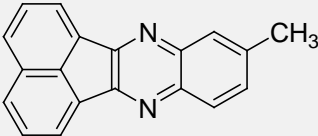
Catalyst g	Yield% ^a
Free	30
0.1	50
0.2	55
0.3	92
0.4	92

^aReaction condition: Benzil (2.0 mmol), 1,2-phenylenediamine (2.0 mmol) and catalyst in ethylene glycol (3.0 ml) at room temperature

When we examined model reaction (entry 1, table 2) in the presence of SiO₂, the desired product was obtained in very low yield (< 10 %), but the product was resulted in 90% using H₂SO₄ in similar condition as well as sulfuric acid/SiO₂ combination. Therefore, we decided to use sulfuric acid/SiO₂ combination due to its safe, to be solid and its reusability than H₂SO₄ alone that is dangers and corrosive.

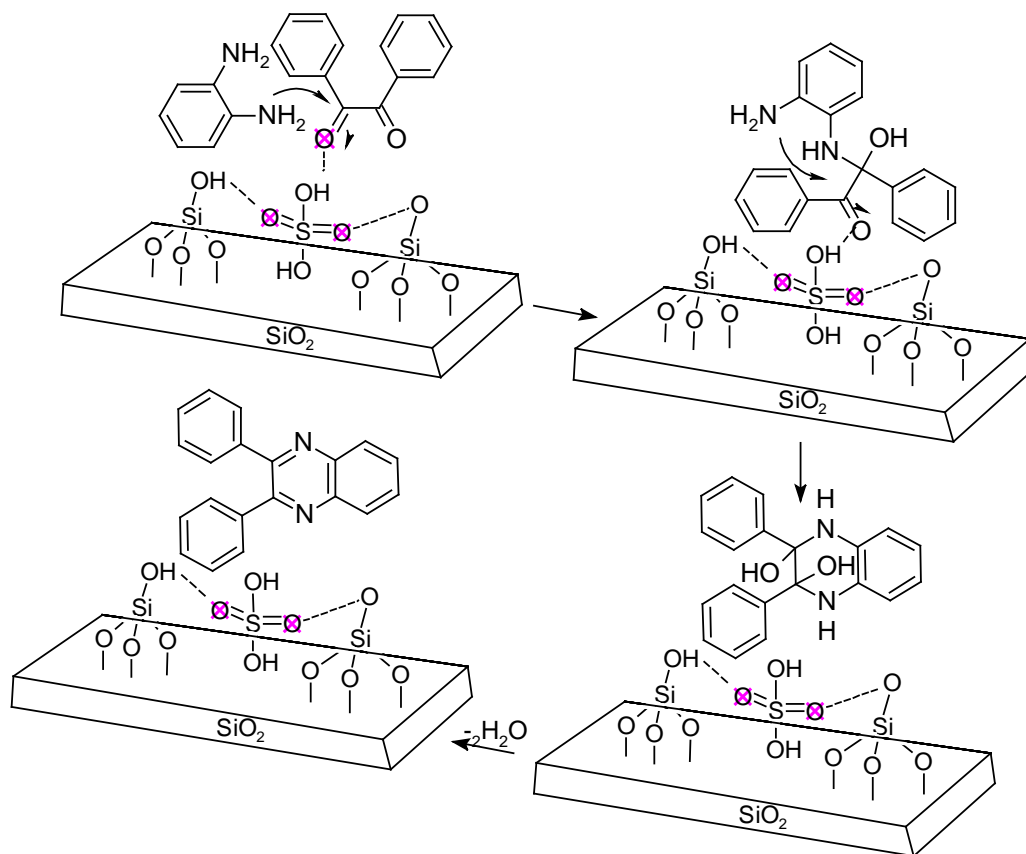
To evaluate the efficiency of this methodology, a number of 1,2-dicarbonyl compounds and 1,2-diamines were further subjected to condensation using very low amount of H₂SO₄/SiO₂ (Table 2). When the electron-donating substituents present in diamine part, decreased reaction time, whereas the effect is reverse with the electron withdrawing substituents.

Table 2. Synthesis of quinoxaline derivatives in the presence of H₂SO₄/SiO₂ in ethylene glycol

1,2-Diketone	Amine	Product	Time, h	Yield, %	m.p., °C
			3.0	92	124-126 ¹⁶
			2.5	88	110-114 ¹⁶
			4.0	85	168-172 ¹⁶
			3.5	88	145-148 ¹⁷
			3.0	90	132-134 ¹⁷
			4.0	85	193-195 ¹⁸
			2.5	92	240-243 ¹⁹
			2.0	90	239-241 ¹⁹

On the other hand, electron-donating substituents with aromatic 1,2-diketone increased reaction time and the effect is reverse with electron withdrawing groups.

Proposed mechanism for the preparation of quinoxaline derivatives in the presence of $\text{H}_2\text{SO}_4/\text{SiO}_2$ has been shown in Scheme 2.



Scheme 2. Suggested mechanism for the synthesis of quinoxaline derivatives using $\text{H}_2\text{SO}_4/\text{SiO}_2$

EXPERIMENTAL

Melting points were measured by using the capillary tube method with an electro thermal 9200 apparatus. IR spectra were recorded on Perkin Elmer FT-IR spectrometer did scanning between $4000\text{--}400\text{ cm}^{-1}$. ^1H NMR spectra were obtained on Bruker DRX-300MHz NMR instrument in CDCl_3 . Analytical TLC of all reactions was performed on Merck precoated plates (silica gel 60F-254 on aluminum). All compounds are known and spectra and physical data were compared with those of authentic samples.¹⁶⁻¹⁹ The catalyst was prepared according to the reported procedure in the literature.²⁰

Preparation of quinoxaline derivatives using $\text{H}_2\text{SO}_4/\text{SiO}_2$: general procedure:

To a mixture of an appropriate *o*-phenylenediamine (1 mmol, 0.108 g) and a 1,2-dicarbonyl compound (1 mmol) in ethylene glycol (3 ml), a catalytic amount of $\text{H}_2\text{SO}_4/\text{SiO}_2$ (0.3 g) was added and the mixture was stirred at room

temperature. The progress of the reaction was monitored by TLC (ethyl acetate:n-hexane, 1:3). After completion of the reaction, chloroform (10 ml) was added to the solidified mixture in order to separation of catalyst from the mixture since the catalyst is not soluble in organic solvent. The residue was then diluted with H_2O (15 mL) and the product was extracted with chloroform ($2 \times 10\text{ mL}$). The combined organic layers was dried over Na_2SO_4 . The solvent was evaporated under reduced pressure and the pure product was obtained without any further purification.

A variety of substituted *o*-phenylenediamines were condensed with different 1,2-dicarbonyl compounds. The results are shown in Table 2.

2,3-Diphenylquinoxaline

White solid, IR (KBr, cm^{-1}): 3055, 1541, 1495, 1477, 1441, 1346, 1315. ^1H NMR (CDCl_3 , 300 MHz): 8.16-8.20 (m, 2H), 7.76 -7.79 (m, 2H), 7.56-7.50 (m, 4H), 7.25-7.29 (m, 6H).

6-Methyl-2,3-diphenylquinoxaline

Light yellow solid, IR (KBr, cm^{-1}): 3055, 2941, 1619, 1554, 1485, 1444, 1393, 1344. ^1H NMR (CDCl_3 , 300 MHz): 2.63 (s, 3H), 7.25-7.35 (m, 5H), 7.45-7.55 (m, 5H), 7.89-8.08 (m, 3H).

6-Nitro-2,3-diphenylquinoxaline

Light brown solid, IR (KBr, cm^{-1}): 3433, 3328, 3055, 1658, 1521, 1434, 1398, 1337. ^1H NMR (CDCl_3 , 300 MHz): 7.30-7.45 (m, 6H), 7.95 (d, 4H), 8.25 (d, 1H), 8.54 (d, 1H), 9.08 (s, 1H).

2,3-Bis(4-methoxyphenyl)quinoxaline

White solid, IR (KBr, cm^{-1}): 3054, 2926, 2871, 2349, 1743, 1441. ^1H NMR (CDCl_3 , 300 MHz): 3.85 (s, 6H), 6.89 (d, 4H), 7.5 (d, 4H), 7.74 (q, 2H), 8.14 (q, 2H).

2,3-Bis(4-methoxyphenyl)-6-methylquinoxaline

Light yellow solid, IR (KBr, cm^{-1}): 3054, 2922, 1955, 1810, 1735, 1614. ^1H NMR (CDCl_3 , 300 MHz): 2.61 (s, 3H), 3.84 (s, 6H), 6.88 (d, 4H), 7.48 (d, 4H), 7.56 (d, 1H), 7.91 (s, 1H), 8.03-8.0 (d, 1H).

2,3-Bis(4-methoxyphenyl)-6-nitroquinoxaline

Yellowish brown solid, IR (KBr, cm^{-1}): 3055, 3027, 1950, 1659, 1540, 1477. ^1H NMR (CDCl_3 , 300 MHz): 3.73 (s, 6H), 6.98 (m, 4H), 7.56 (m, 4H), 8.24 (d, 1H), 8.49 (d, 1H), 9.1 (d, 1H).

Acenaphtho[1,2-*b*]quinoxaline

Yellow solid, IR (KBr, cm^{-1}): 3051, 2926, 1613, 1588, 1528, 1497, 1418, 1343. ^1H NMR (CDCl_3 , 300 MHz): 8.37-8.40 (m, 2H), 8.18-8.21 (m, 2H), 8.05-8.08 (m, 2H), 7.78-7.83 (m, 2H), 7.73-7.76 (m, 2H).

9-Methylacenaphtho[1,2-*b*]quinoxaline

Light Brown solid, IR (KBr, cm^{-1}): 3051, 2909, 2861, 1719, 1613, 1585, 1483, 1419. ^1H NMR (CDCl_3 , 300 MHz): 2.56 (s, 3H), 7.49 (d, 1H, Ar-H), 7.70 (t, 2H, Ar-H), 7.88 (s, 1H, Ar-H), 7.94 (d, 2H, Ar-H), 7.99 (d, 1H, Ar-H), 8.27 (t, 2H, Ar-H).

Reusability of the catalyst

At the end of the reaction, the catalyst could be successfully recovered by a simple filtration. The removed catalyst was washed with chloroform, dried at 80 °C for 1 h and reused up to four times in the others reactions without appreciable reduction in the catalytic activity.

CONCLUSIONS

In conclusion, an efficient catalytic method for the synthesis of quinoxaline derivatives using sulfuric acid adsorbed on silica gel as catalyst in ethylene glycol at room temperature is reported. The catalyst can be reused after a simple work-up, with a gradual decline of its activity being observed.

REFERENCES

- Jaso, A., Zarranz, B., Aldana, I., Monge, A. Synthesis of new quinoxaline-2-carboxylate 1, 4-dioxide derivatives as antimycobacterium tuberculosis agents. *J. Med. Chem.*, **2005**, *48*, 2019-2025. <https://doi.org/10.1021/jm049952w>
- Toshima, K., Ozawa, T., Kimura, T., Matsumara, S. The significant effect of the carbohydrate structures on the DNA photocleavage of the quinoxaline-carbohydrate hybrids. *Bioorg. Med. Chem. Lett.*, **2004**, *14*, 2777-2779. <https://doi.org/10.1016/j.bmcl.2004.03.065>
- Sarges, R., Howard, H. R., Browne, R. G., Lebel, L. A., Seymour, P. A. Sarges, R., Howard, H. R., Browne, R. G., Lebel, L. A., Seymour, P. A., & Koe, B. K. (1990). 4-Amino [1,2,4] triazolo[4,3-*a*]quinoxalines. A novel class of potent adenosine receptor antagonists and potential rapid-onset antidepressants. *J. Med. Chem.*, **1990**, *33*, 2240-2254. <https://doi.org/10.1021/jm00170a031>
- Darabi H. R., Tahoori, F., Aghapoor, K., Taala, F., Mohsenzadeh, F. $\text{NH}_4\text{Cl-CH}_3\text{OH}$: an efficient, acid-and metal-free catalyst system for the synthesis of quinoxalines. *J. Braz. Chem. Soc.* **2008**, *19*, 1646-1652. <http://dx.doi.org/10.1590/S0103-50532008000800028>
- Antonioti, S., Dunach E. Direct and catalytic synthesis of quinoxaline derivatives from epoxides and ene-1, 2-diamines. *Tetrahedron Lett.*, **2002**, *43*, 3971-3973. [https://doi.org/10.1016/S0040-4039\(02\)00715-3](https://doi.org/10.1016/S0040-4039(02)00715-3).
- Marziano N. C., Ronchin L., Tortato C., Ronchin S., Vavasori A. Selective oxidations by nitrosating agents: Part 2: Oxidations of alcohols and ketones over solid acid catalysts. *J. Mol. Catal. A-Chem.*, **2005**, *235*, 26-34. <https://doi.org/10.1016/j.molcata.2005.03.008>
- Du Z., Si C., Li Y., Wang Y., Lu J. Improved synthesis of 5-substituted 1H-tetrazoles via the [3+2] cycloaddition of nitriles and sodium azide catalyzed by silica sulfuric acid. *Int. J. Mol. Sci.*, **2012**, *13*, 4696-4703. <https://doi.org/10.3390/ijms13044696>
- Marziano N. C., Ronchin L., Tortato C., Vavasori A., Badetti C. Catalyzed Beckmann rearrangement of cyclohexanone oxime in heterogeneous liquid/solid system: Part 1: Batch and continuous operation with supported acid catalysts. *J. Mol. Catal. A-Chem.*, **2007**, *277*, 221-232. <https://doi.org/10.1016/j.molcata.2007.07.046>
- Zhou J. F., Chen X. A., Wang Q. B., Zhang B., Zhang L. Y., Yusulf A., Wang Z. F., Zhang J. B., Tang J. $\text{H}_2\text{SO}_4\text{-SiO}_2$: Highly efficient and novel catalyst for the Ferrier-type glycosylation. *Chin. Chem. Lett.*, **2010**, *21*, 922-926. <https://doi.org/10.1016/j.ccllet.2010.03.013>
- Zhang Y., Liangv, Shang Z. Fast and Eco-friendly Synthesis of Dipyrromethanes by $\text{H}_2\text{SO}_4\text{-SiO}_2$ Catalysis under Solvent-free Conditions. *Chin. J. Chem.*, **2010**, *28*, 259-262. <https://doi.org/10.1002/cjoc.201090063>
- Chakraborti A. K., Singh B., Chankeshwara S. V., Patel A. R. Protic acid immobilized on solid support as an extremely efficient recyclable catalyst system for a direct and atom economical esterification of carboxylic acids with alcohols. *J. Org. Chem.*, **2009**, *74*, 5967-5974. <https://doi.org/10.1021/jo900614s>

- ¹²Elvia R., Cahyana A. H., Wibowo W. Catalytic acetylation of (+)-cedrol with heterogeneous catalyst H₂SO₄/SiO₂ under solvent free conditions. *Chem. Inter.*, **2015**, *1*, 196-201.
- ¹³Maleki, B., Shirvan, H. K., Taimazi, F., & Akbarzadeh, E. (2012). Sulfuric acid immobilized on silica gel as highly efficient and heterogeneous catalyst for the one-pot synthesis of 2,4,5-triaryl-1H-imidazoles. *Int. J. Org. Chem.*, **2012**, *2*, 93-99. <http://dx.doi.org/10.4236/ijoc.2012.21015>
- ¹⁴Kaur M., Sharma S., Bedi P. M. S. Silica supported Brønsted acids as catalyst in organic transformations: A comprehensive review. *Chin. J. Catal.*, **2015**, *36*, 520-549. [https://doi.org/10.1016/S1872-2067\(14\)60299-0](https://doi.org/10.1016/S1872-2067(14)60299-0)
- ¹⁵Behbahani, F. K., Naeini, S., Suzangarzadeh, S. FePO₄-catalyzed synthesis of β-amido carbonyl compounds, *Eur. Chem. Bull.*, **2013**, *2(11)*, 832-835; <http://dx.doi.org/10.17628/ecb.2013.2.832-835>; Behbahani, F. K., Mohammadlo, M. L-Proline-catalyzed synthesis of fused dihydropyridines through Hantzsch. *Eur. Chem. Bull.*, **2013**, *2(11)*, 916-919; <http://dx.doi.org/10.17628/ecb.2013.2.916-919>; Behbahani, F. K., Mohammadi Ziarani, L. One pot three-component Mannich reaction Promoted by iron (III) phosphate. *Eur. Chem. Bull.*, **2013**, *2(10)*, 782-784; <http://dx.doi.org/10.17628/ecb.2013.2.782-784>. Behbahani, F. K., Lotfi, A. Catalytic performance of SiO₂-supported Fe(ClO₄)₃·6H₂O in synthesis of 2-substituted benzimidazoles. *Eur. Chem. Bull.*, **2013**, *2(9)*, 694-697. <http://dx.doi.org/10.17628/ecb.2013.2.694-697>.
- ¹⁶Cai J. J., Zou J. P., Pan X. Q., Zhang W. Gallium (III) triflate-catalyzed synthesis of quinoxaline derivatives. *Tetrahedron Lett.*, **2008**, *49*, 7386-7390. <https://doi.org/10.1016/j.tetlet.2008.10.058>
- ¹⁷Hasaninejad A., Zare A., Mohammadzadeh M. R., Shekouhy M. Oxalic acid as an efficient, cheap, and reusable catalyst for the preparation of quinoxalines via condensation of 1, 2-diamines with α-diketones at room temperature. *ARKIVOC*, **2008**, *13*, 28-35. <https://doi.org/10.3998/ark.5550190.0009.d04>
- ¹⁸Mohammadi Ziarani G., Badieli A., Haddadpour M. Application of sulfonic acid functionalized nanoporous silica (SBA-Pr-SO₃H) for one-pot synthesis of quinoxaline derivatives. *Inter. J. Chem.*, **2011**, *3*, 87. <https://doi.org/10.5539/ijc.v3n1p87>
- ¹⁹Niknam K., Saberi D., Mohagheghnejad M. Silica bonded S-sulfonic acid: a recyclable catalyst for the synthesis of quinoxalines at room temperature. *Molecules*, **2009**, *14*, 1915-1926. <https://doi.org/10.3390/molecules14051915>.
- ²⁰Montazeri N. Sulfuric Acid Impregnated on Silica Gel (H₂SO₄/SiO₂): A Versatile and reusable Catalyst for the Synthesis of 1, 2, 4-Triazolo [5, 1-b][1, 3] thiazin-7-ones. *Asian J. Chem.*, **2010**, *22*, 7432-7434.

Received: 26.07.2019

Accepted: 11.11.2019.