



ROLE OF ARTIFICIAL INTELLIGENCE IN DRUG DESIGN AND DRUG DISCOVERY

Mohd. Azhar¹, Paramjeet Kaur^{1,2*}, Manveen Bhardwaj¹, Rajiv Sharma³, Navpreet Kaur⁴, Sandeep Kaur⁵, Vanshika⁶

1. School of Pharmacy, Desh Bhagat University, Mandi Gobindgarh, Punjab
 2. Research Scholar, University Institute of Pharmaceutical Sciences, Chandigarh University, Mohali, Punjab.
 3. S. Lal Singh Memorial College of Pharmacy, Desh Bhagat University, Mandi Gobindgarh, Punjab
 4. G.H.G. Khalsa College of Pharmacy, Gurusar Sadhar, Punjab
 5. Akal College of Pharmacy, Mastuana Sahib, Distt- Sangrur, Punjab.
 6. MM College of pharmacy, Maharishi Markandeshwar deemed to be University, Mullana, Ambala
- For Correspondence: parambajwa111@gmail.com

ABSTRACT

Artificial intelligence and machine learning are now advancing significantly. It has considerably raised quality of life while reducing human workload. In order to expedite and advance drug development, this article illustrates how artificial intelligence and machine learning are applied. Due to an ability to run simulations using these technologies, this body of work support the roles of machine learning and artificial intelligence in facilitating drug development and discovery processes, making them more affordable or possibly eliminating the need for clinical trials. They also made it possible for broad, trial-free research on various compounds. The results of this study demonstrate the widespread application of machine learning and artificial intelligence techniques in the drug discovery process and suggest a promising future for these technologies. The pharmaceutical industry, researchers, and students should be able to learn more about machine learning and artificial intelligence in the context of researching and developing new drugs due to these findings.

keywords: Artificial intelligence, drug detection, drug development, Pharmaceutical product, Technology.

INTRODUCTION

The capacity of a computer or robot to do activities that typically involve person judgment and discretion is known as artificial intelligence. Pharmaceutical creation is the procedure for introducing a novel drug molecule into clinical practice. At various phases of the procedure for developing drugs, AI has been used to find new compounds [1]

In its broadest terms, the process of developing drugs is referred to as introducing a novel therapeutic molecule into clinical use. It covers all phases, from fundamental research to identify a viable molecular target towards large-scale [2] From the lab to the the individual's bedside, AI may be used in the manufacturing process by pharmaceutical

companies to boost output and efficiency as well as enhance the creation of life- saving medications. Artificial intelligence has the potential help enhance every phase of a production process, particularly servicing and quality control [3]

There are now four primary ways that AI is used within the pharmaceuticals sector. The first includes assessing their severity for the condition and predicting, even before the course of therapy has begun, whether it will be successful for a particular patient. Second, it is used to prevent or settle problems that could occur during therapy. Its third main application is as a technology for patient support during medical procedures. In order to improve the safety and effectiveness of instruments or chemicals, it is also utilised to create or anticipate potential uses for them. Ultimately, it is used to determine the rationale for using particular tools or drugs during therapy. [4]

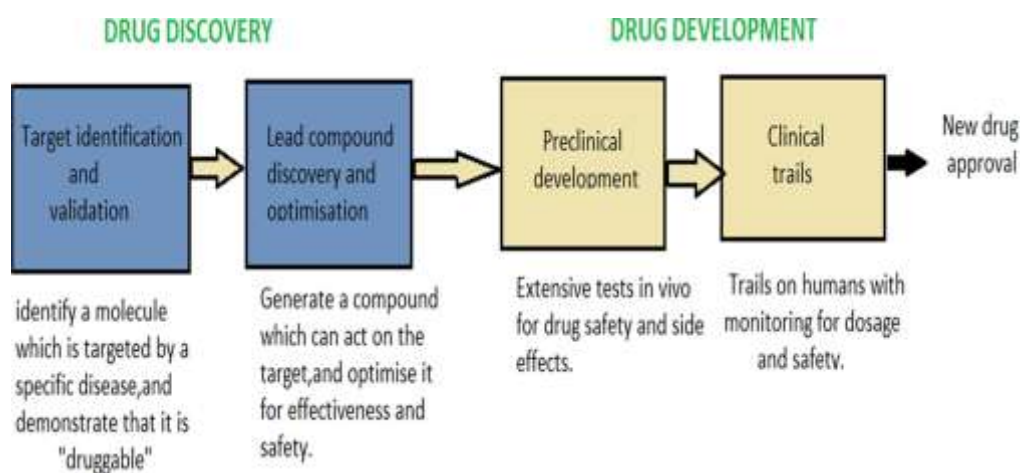
Nowadays life is significantly impacted by artificial intelligence (AI) accomplishments in a variety of fields, including speech and picture recognition, natural language processing etc. [5]

Human-like skills demonstrated by robots are regarded to be the definition of artificial intelligence. This expression is used when a computer displays cognitive behavior that is akin to that displayed by living beings such like learning or problem-solving. [6]

Processes for drug discovery and development may be changed by increased processing capacity and the creation of novel AI tools. Currently, the medical device industry experiencing declines in the effectiveness of their drug enhancement efforts along with concurrent increases in research and development costs. [7]

The pharmaceutical sector has experienced a significant expansion in the digitization of information in recent years; one ongoing difficulty is to effectively gather, examine, and apply this information to address complicated clinical challenges. AI is capable of handling massive amounts of data with improved computerization. [8]

To boost productivity and efficiency, it can also incorporate and apply machine learning techniques. The primary ways that AI is used in this section to increase the efficiency of drug development. [9]

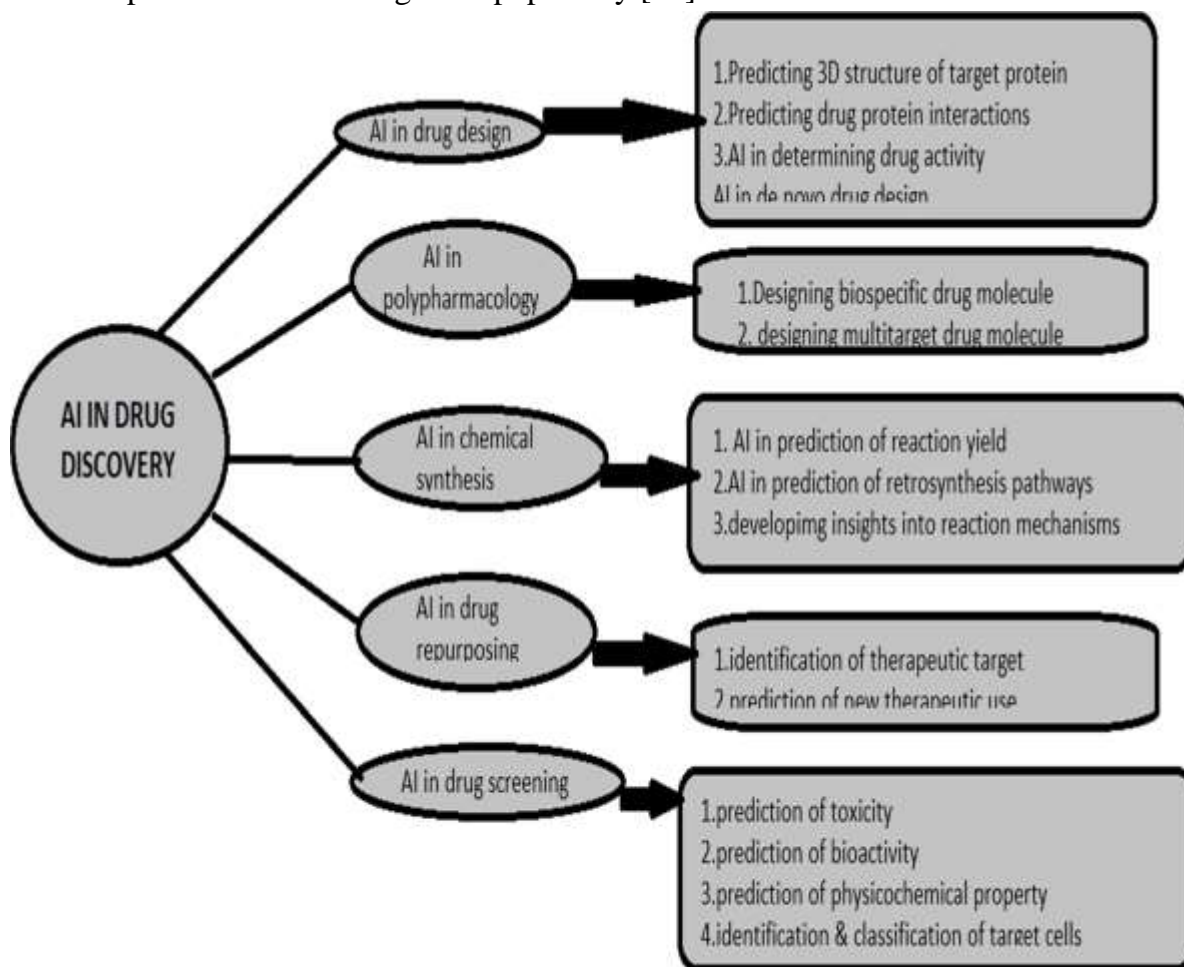


USE OF ARTIFICIAL INTELLIGENCE IN DRUG DETECTION

The procedure of discovering new drugs is recognized to poor completion, time-consuming, or expensive. It can require over ten years and average \$2.61 billion in costs US currency to create a new medicine. Additionally, less than 10% of drugs that are launched onto the market after a phase I clinical trials are successful [10].

The practice of drug discovery has seen significant changes during the last ten years resulting from the quick advancement relating to artificial intelligence [11,12].

Such applications are powered by a variety of AI methodologies; images of buildings advancing from conventional machine learning algorithms to neural network designs like transformers, Along with this change in learning paradigms, reinforcement learning and self-supervision have also gained popularity [13]



Role of artificial intelligence (AI) in drug discovery.

USE OF AI TO IDENTIFY NEW DRUGS

Because of the vast scientific area, consisting has more than 1060 molecules; many medicinal molecules are being produced, while the lack of cutting-edge technologies restricts the creation of new drugs. AI can be used to solve this job, which is time-consuming and expensive. AI is capable of identifying hit and lead substances and facilitate speedier drug target confirmation and drug structure design optimization [14,15]

Notwithstanding its advantages, AI still faces several significant data issues, including those related to data quantity, growth, variety, and unpredictability. The data sets available to pharmaceutical firms for the discovery of new medications may contain millions of molecules, making them challenging for typical ML techniques to process. A great deal of chemicals or straightforward physical parameters like the log P or log D can be predicted fast using an equation that depends on the numerical entails-activity relation. (QSAR). However, these models are not at all realistic able to accurately predict complex physiological features like a compound's efficacy and unfavorable adverse reactions. Additionally, QSAR-based models have issues with limited inaccurate absence of scientific checks and data from experiments in training sets and training sets. Large data modeling and analysis based on the effectiveness and safety of medicinal compounds may be assessed using recently developed AI techniques, like DL and associated modelling studies.[16,17]

USE OF ARTIFICIAL INTELLIGENCE IN DRUG SCREENING

A medicine's development may occur over ten years and may expense US\$2.8 trillion on average. Phase two research studies and regulatory testing are still conducted, clearance are unsuccessful for nine out of ten therapeutic molecules. Deep neural networks (DNNs), learning algorithms machines (SVMs), and nearest-neighbour classifiers (RF) are some of the techniques utilised for Bacterial vaginosis that also has in vitro prediction behavior and cytotoxicity based on synthesis viability. Pzifer, Bayer and Roche are among the biopharmaceutical businesses that collaborate with IT businesses to create a platform for the discovery of medicines for disorders including monoclonal antibodies and cardiovascular disease.[18,19]

PHYSICOCHEMICAL PROPERTIES PREDICTION

When developing a novel drug, physicochemical characteristics like solubility, partition coefficient (logP), Since they have an indirect effect on the drug's metabolism and target receptor family, degree of ionisation and intrinsic permeability must be considered [20]. It is possible to anticipate physicochemical properties. For instance, MACHINE LEARNING trains the programme utilising enormous data sets produced from previously carried out compound optimisation. The construction of feasible molecules by developing drug methods employing DNN, followed by the prediction of their properties using molecular descriptors like SMILES chains,

Theoretical power assessments, the environment's electron density compound, and positions of ions in three dimensions [21].

ANALYSIS OF BIOACTIVITY

The potency of a medicinal molecule depending on how well it interacts with the intended enzyme or channel. Organic compounds which don't connect exhibit a specific attraction for the chosen molecule or with cannot produce the therapeutic effect. In some circumstances, it is indeed feasible that advanced organic compounds will interact in a toxic way with proteins or receptors. For forecasting drug-target interactions, the drug target binding capacity (DTBA) is crucial. By taking into account the qualities or characteristics of the pharmaceutical and its target, AI-based methods can determine a drug's binding affinity [22]

FORECASTING TOXICITY

To prevent toxic effects, it is essential to anticipate a drug's toxicity. Animal studies are frequently used as a second step after cell-based in vitro tests to establish the toxicology of a combination, raising an estimate of developing new drugs. There are several web-based tools accessible to help lower the cost, including LimTox, pkCSM, admetSAR, and Toxtree. Modern AI-based approaches either project a compound's toxicity based on input features or search for similarities among compounds. The Data Challenge as a way to test various computational techniques for estimating the toxicology of 12707 medicines and environmental chemicals. [23,24]Tox21

PREDICTING THE STRUCTURE OF THE TARGET PROTEIN

There are several proteins that contribute to the onset of the disease, a few of which are abundantly expressed. In order to treat illness specifically, predicting the target molecule's shape is essential when developing a therapeutic drug. AI can help in the creation of structure-based drugs via anticipating three-dimensional arrangement of proteins since the plan complements the environment where the desired molecule is located. This can assist in estimating the impact in the form of chemical across the destination also via security precautions in advance of any formulation as well as manufacturing. The 3D target protein structure was predicted using the AI tool AlphaFold, which is based on DNNs, by analysing the distance between neighbouring amino acids and the matching angles of the peptide bonds [25]

DRUG-PROTEIN INTERACTIONS PREDICTION

Drug-protein interactions are crucial for a therapy's effectiveness. To understand a medicine's efficacy and effectiveness, anticipate how it will interact with a receptor or protein is crucial. This information also enables drug repurposing and avoids polypharmacology. Various AI techniques have helped with the precise more accurate therapeutic effectiveness is ensured by the prediction of ligand-protein interactions. A model using the SVM was reported by Wang et al. approach, In order to discover interactions between four important targets and nine novel chemicals, an algorithm was created centered on basic protein layouts and complex architectural characteristics. The

algorithm was taught 15000 interactions between protein and ligand [26]

The ability using AI to anticipate drug - related problems has additionally been used to help repurpose already- approved medications and steer clear of polypharmacology. An existing drug that has been repurposed is automatically eligible for Phase II clinical studies. Additionally, this lowers costs because relaunching an existing medication is less expensive (\$8.4 million) than launching a brand-new drug entity (\$41.3 million) [27]

DRUG DISCOVERY OVERVIEW

When there are no treatments for a condition or when treatments already available have poor effectiveness or dangerous side effects, drug discovery is an endeavor that is driven. The first step is to establish an underlying hypothesis, which suggests that enabling or impeding a goal (like a lipase, an agonist, a proton channel, etc.) has therapeutic effects for the illness, which calls for target validation and object monitoring. To determine the runs that the leads followed, extensive testing will be carried out. (i.e., active compounds) for the selected target. This procedure entails lead optimization, the beat phase, and hit discovery. Preclinical research and clinical trials are then conducted on the medication candidates. The drug candidate may be introduced to the market as a medicinal treatment to cure the illness if it is successful [28,29].

THE AI ERA AND DRUG DETECTION

A lot of AI has been used in drug discovery. Machine learning models, like VS and QSAR have both used random forests (RF). since early in the 2000s [30,31].

The deep learning era started in 2012 with AlexNet. Soon after, deep neural networks (DNN) won the 2012 Merck Kaggle competition by outperforming the conventional RF model at predicting chemical activity. More recently, the development of deep learning in chemistry and the success of AI approaches in computer vision and natural language processing have given new light on drug discovery [32,33].

Researchers company In silico pharmaceuticals found effective inhibitors of discoidin domain receptor 1 (DDR1) in just 21 days in 2019. Researchers from MIT discovered the novel drug candidate halicin against antibiotic-resistant bacteria in 2020 [34].

Be aware that AI can be used at several stages of the drug discovery process, from target selection and validation through determining drug response. This survey's main goal is lead identification, which combines two basic tasks: predicting molecular properties and creating new molecules. The core of VS is molecular property prediction, which involves estimating a molecule's property value from its structure or learned representation [35]. This can be done for a variety of reasons, including predicting drug-target interactions (DTIs), toxicity, and drug-induced liver injuries (DILIs), among others.

The process of creating molecules, which forms the basis of drug design, involves two levels of work: (i) realistic molecule generation, or creating molecules that adhere to the chemical rules, and (ii) goal directed molecule generation, or creating molecules that have the required qualities [36, 37].

RETHINKING OF AI DRIVEN DRUG DISCOVERY

Despite the potential of AI in drug discovery, there are still issues that need to be addressed. A method cannot save an inappropriate representation that cannot correct unnecessary facts for an inadequately thought-out inquiry, according to Bender et al. For any AI-driven application in drug development, it is necessary must consider the theories, the information, the models, the learning paradigms, and moreover these elements collectively in order to avoid any hypes and false expectations related documents [38, 39].

AI ROLE IN THE DRUG DEVELOPMENT

A new medicinal molecule's clinical application is accomplished through the process of drug development. AI has been applied at many stages of the drug development process and, among many other things, fine new targets [40], learn more about disease processes, and create new biomarkers. Many pharma companies have started to make investments in equipment, software, and services, especially while developing and gathering information for AI technologies in fields like deep learning or machine learning. AI now has a big impact on drug research, and many businesses have created internal initiatives or partnered with AI companies. Currently, some businesses are using AI to repurpose pharmaceuticals, find novel applications for already- approved medications, and identify delayed drug prospects. In its broadest terms, drug development refers to the procedure of putting an innovative therapeutic agent into clinical practice. It encompasses all aspects from basic research to large-scale production [41]. Virtual screening is possible with a number of docking systems, each of which has its own sampling procedure, scoring algorithm, chemical and sensor adaptability therapy, as well as the amount of time needed on the computer to dock a protein to a certain location. Bringing a novel therapeutic particle in to the medical care. It covers all phases from basic research to large-scale production [42].

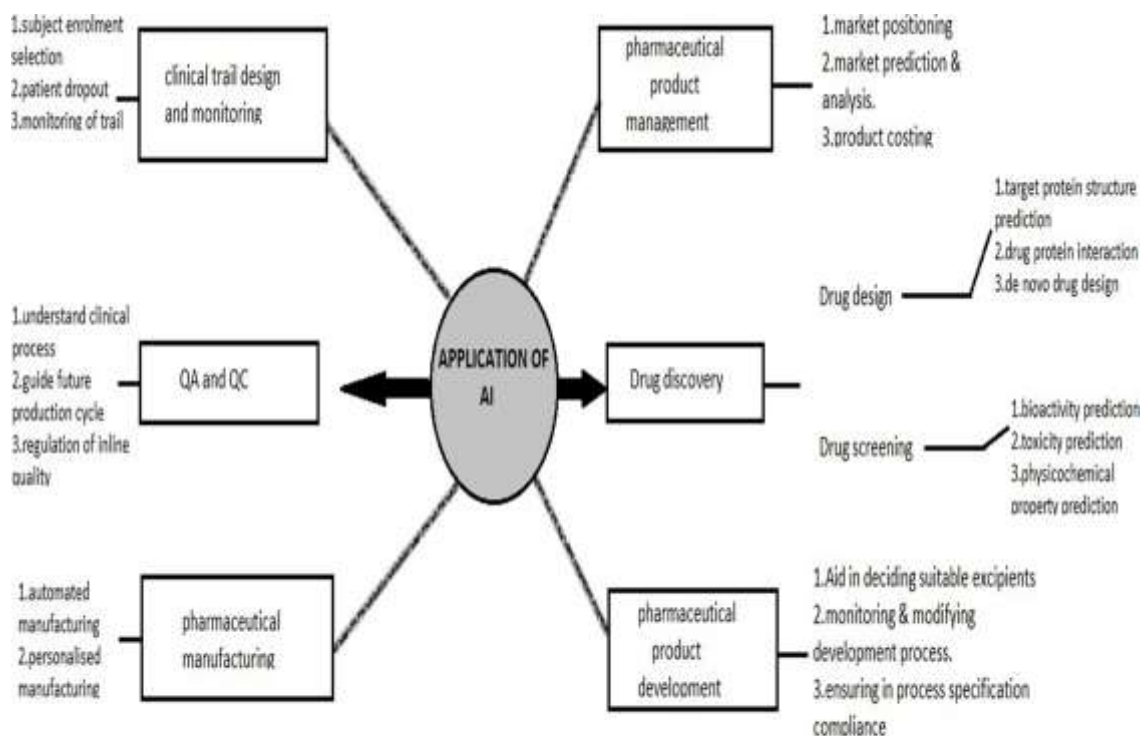
ROLE OF ARTIFICIAL INTELLIGENCE IN PHARMACEUTICAL PRODUCT SYNTHESIS

AI can help with decision-making, rational drug design, selecting the best course of treatment for a patient, monitoring the accumulated clinical data and exploiting that data to generate new drugs [43].

From the lab to the patient's bedside, AI is likely to be involved in the creation of pharmaceutical items. Additionally, AI may be used in the manufacturing process by pharmaceutical companies to boost output and efficiency as well as speed the production of life-saving drugs. AI has the potential to improve quality control, predictive maintenance, and all other aspects of the manufacturing process [44].



ROLE OF AI IN PHARMACEUTICAL PRODUCT

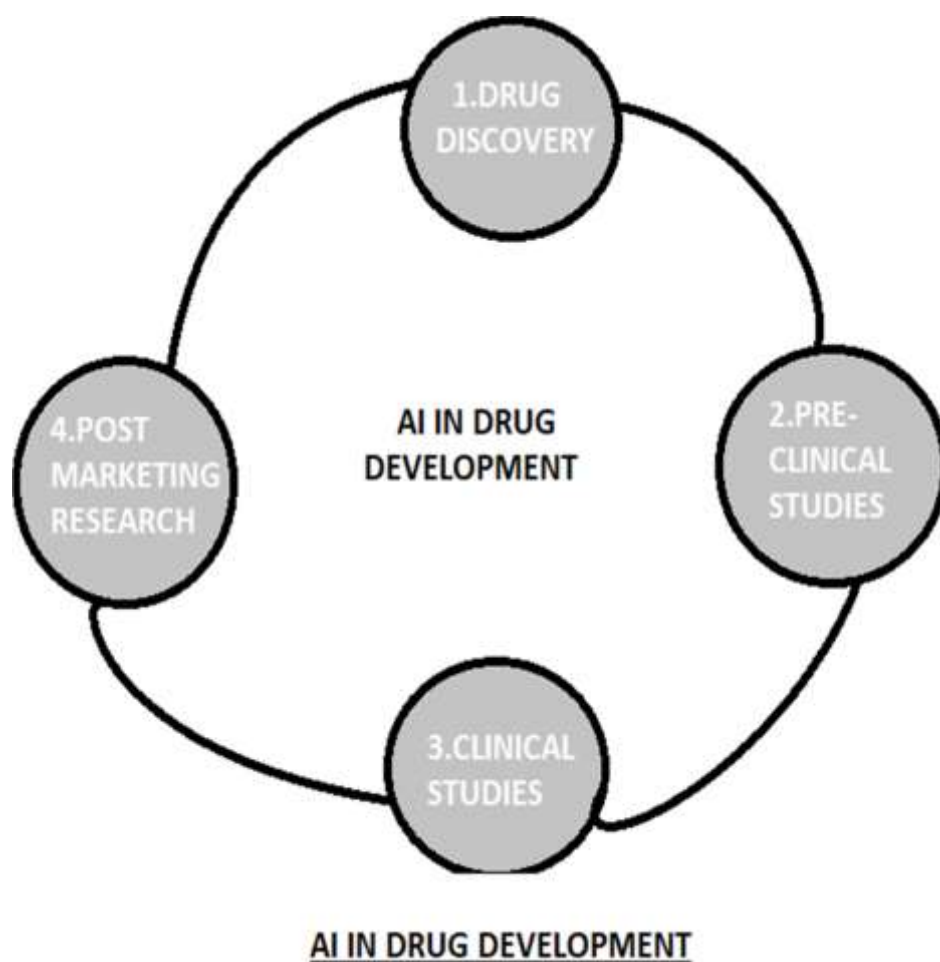


APPLICATIONS OF ARTIFICIAL INTELLIGENCE (AI)

USE OF ARTIFICIAL INTELLIGENCE IN THE DEVELOPMENT OF DRUGS

The creation of an innovative therapeutic chemical is followed by the incorporation of the novel medicinal molecule into a dose form that is appropriate and has the wished-for arrival qualities. There is situation, AI can take the place of earlier experimenting method [45].

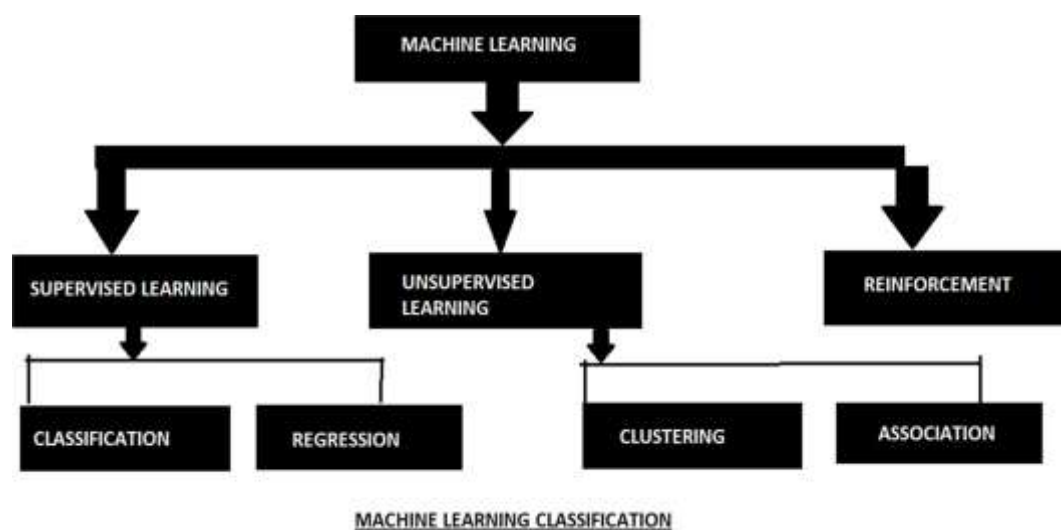
The Food and drug administration states that there are 4 phases in the medication design phase. The process of finding new therapeutic medications involves researching disease processes and the properties of molecular molecules (or other technologies). Clinical research includes several stages of testing on humans during clinical trials to determine the new treatment's safety and efficacy, as well as post- marketing research such as pharmacosurveillance along with comparisons of efficacy [46].



MACHINE LEARNING IN DRUG DEVELOPMENT

Computer programmes that can function and think like humans are known to possess artificial intelligence (AI) in general. Machine learning (ML), a branch of artificial intelligence (AI), employs methods like Nave Bayes, decision trees, hidden Markov models, and others to analyze data and learn without using computer vision. The first artificial intelligence were developed in 1949 by Mcculloch warren. Later, owing to the creation of neural networks, Further advancements in AI were demonstrated by robots' ability to recognise and organise data similarly to the human brain. IBM employee Arthur L. Samuel made the expression widespread in 1952 by creating a checkers-playing programme."machine learning." [47]. The capacity of a machine to replicate intelligent human behaviour is widely used to characterise the field of artificial intelligence known as machine learning. Machines which distinguish pictures, analyze documents that use spoken language, or carry out tasks are a few samples.

The two techniques used in machine learning are unsupervised learning and supervised learning, where the model is trained to utilise labelled data, where the inputs has already been labeled with able to expect labels, and looks for various forms in the input data (ML) [48]. These include self-directed learning, that is unique and uses a two-step process in which autonomously produces labels for data that is unlabeled with a final objective to develop a controlled learning model; semi-supervised learning, which successfully combines supervised and unsupervised learning; and self-supervised learning, the DL family of brain-inspired algorithms need a lot of computing power to train and interpret enormous amounts of data. These algorithms mimic the human brain [49]. Last but not least, validation, An example of machine learning (ML) is learning, which continuously enhances its algorithm.



CONCLUSION:

This comprehensive analysis of the literature demonstrated how artificial intelligence (AI) and machine learning can increase the effectiveness and precision of medication development. By replacing clinical trials with simulations in some circumstances, these technologies not only improve process effectiveness, but also enable researchers to explore molecules in greater information without them, which lowers costs and causes ethical issues. Although combining machine learning and AI is predicted to improve drug research in the future, there are still a lot of challenges that may stand in the way, including the need to clean up unstructured and diverse datasets and unexpected computer hardware failure. The pharmaceutical sector will enter a new era once these restrictions are removed, allowing machine learning and artificial intelligence to be more widely used and improved.

REFERENCES

- [1]. Jeon, J.; Nim, S.; Teyra, J.; Datti, A.; Wrana, J. L., Sidhu, S. S.; Kim, P. M. (2014). A systematic approach to identify novel cancer drug targets using Machine learning, inhibitor design and high- Throughput screening. *Genome medicine*.
- [2] Johnson, J. I.; Decker, S.; Zaharevitz, D.; Rubinstein, L. V.; Venditti, J. M.; Schepartz, S.; Sausville, E.A.(2001). Relationships between drug activity in NCI preclinical in vitro and in vivo models and Early clinical trials. *British J*, 1424-1431.
- [3]. Mak, K. K.; Pichika, M. R. (2019). Artificial intelligence in drug development: present status and future prospects. *Drug discovery today*, 24(3),773-780.
- [4]. Solanki, P.; Baldaniya, D.; Jogani, D. et al. Artificial intelligence: new age of transformation in petroleum upstream. *Pet Res* 2021.
- [5]. Howard, J. The business impact of deep learning. In *Proceedings of the 19th ACM SIGKDD International Conference on Knowledge Discovery and Data Mining*, Chicago, IL, USA, 11 –14 August 2013; p. 1135.
- [6]. Artificial Intelligence. Available online: https://en.wikipedia.org/wiki/Artificial_intelligence (accessed on 16 June 2018).
- [7]. Mak, KK.; Pichika, MR. Artificial intelligence in drug development: present Status and future prospects. *Drug Discov Today* 2019;24(3):773–80. Doi:10.1016/j.drudis.2018.11.014.
- [8]. Paul, D.; Sanap, G.; Shenoy. S. et al. Artificial intelligence in drug discovery and development. *Drug Discov Today* 2021;26(1):80–93. Doi:10.1016/j.drudis.2020.10.010.
- [9]. Danyaneshwar, K.; Gaurav, S.; Debleena, P. et al.. Artificial intelligence in the Pharmaceutical sector: current scene and future prospect. *The future of pharmaceutical product development and research*. Elsevier; 2020, P. 73–107. Doi:10.1016/B978-0-12-814455-8.00003-7.
- [10]. Dowden, H.; Munro, J. Trends in clinical success rates and therapeutic focus. *Nat. Rev. Drug Discov*. 2019, 18, 495–497.
- [11]. Schneider, G. Automating drug discovery. *Nat. Rev. Drug Discov*. 2018, 17, 97.
- [12]. Chen, H.; Engkvist, O.; Wang, Y.; Olivecrona, M.; Blaschke, T. The rise of deep learning in drug discovery. *Drug Discov. Today* 2018, 23, 1241–1250.
- [13]. Pushpakom, S.; Iorio, F.; Eyers, P. A.; Escott, K. J.; Hopper, S.; Wells, A.; Doig, 8499

A.;Guilliams, T.;Latimer, J.; McNamee, C., et al. Drug repurposing: progress, challenges and recommendations. *Nat. Rev. Drug Discov.* 2019, 18, 41–58.

[14]. Mak, K.-K. and Pichika, M.R. (2019) Artificial intelligence in drug development: Present status and future prospects. *Drug Discovery Today* 24, 773–780

[15]. Sellwood, M.A. et al. (2018) Artificial intelligence in drug discovery. *Fut. Sci.* 10,2025–2028

[16]. Duch, W. et al. (2007) Artificial intelligence approaches for rational drug design and discovery. *Curr. Pharm. Des.* 13, 1497–1508

[17]. Blasiak, A. et al. (2020) CURATE. AI: optimizing personalized medicine with Artificial intelligence. *SLAS Technol.* 25, 95–105

[18]. Fleming, N. (2018) How artificial intelligence is changing drug discovery. *Nature* 557 S55–S55

[19]. Dana, D. et al. (2018) Deep learning in drug discovery and medicine; scratching the Surface *Molecules* 23, 2384

[20]. Zang, Q. et al. (2017) In silico prediction of physicochemical properties of Environmental chemicals using molecular fingerprints and machine learning. *J. Chem. Inf. Model.* 57, 36–49

[21]. Hessler, G.; Baringhaus, K.-H. (2018) Artificial intelligence in drug design. *Molecules* 23,2520

[22]. Ozturk, H. et al. (2018) DeepDTA: deep drug–target binding affinity prediction. *Bioinformatics* 34, i821–i829

[23]. Yang, X. et al. (2019) Concepts of artificial intelligence for computer-assisted drug discovery. *Chem. Rev.* 119, 10520–10594

[24]. Mayr, A. et al. (2016) DeepTox: toxicity prediction using deep learning. *Frontiers Environ. Sci.* 3, 80

[25]. Wan, F.; Zeng, J. (2016) Deep learning with feature embedding for compound Protein interaction prediction. *bioRxiv* 2016, 086033

[26]. Wang, F. et al. (2011) Computational screening for active compounds targeting Protein sequences: methodology and experimental validation. *J. Chem. Inf. Model.* 51, 2821–2828

[27]. Persidis, A. (2011) The benefits of drug repositioning. *Drug Discov. World* 12, 9–12

[28]. Pereira, D.; Williams, J. Origin and evolution of high throughput screening. *Br. J. Pharmacol.* 2007,152, 53–61.

[29]. Bender, A.; Bojanic, D.; Davies, J. W.; Crisman, T. J.; Mikhailov, D.; Scheiber, J.; Jenkins, J. L.; Deng, Z.; Hill, W. A. G.; Popov, M., et al. Which aspects of HTS are empirically correlated with downstream success? *Curr Opin Drug Discov Devel* 2008,11, 327.

[30]. Ma, J.; Sheridan, R. P.; Liaw, A.; Dahl, G. E.; Svetnik, V. Deep neural nets as a

method for quantitative structure–activity relationships. *J. Chem. Inf. Model* 2015, 55, 263–274.

[31]. Lavecchia, A. Machine-learning approaches in drug discovery: methods and applications. *Drug Discov. Today* 2015, 20, 318–331.

[32]. Oztürk, H.; Özgür, A.; Schwaller, P.; Laino, T.; Ozkirimli, E. Exploring chemical space—Using natural language processing methodologies for drug discovery. *Drug Discov. Today* 2020, 25, 689–705.

[33]. Jiménez-Luna, J.; Grisoni, F.; Weskamp, N.; Schneider, G. Artificial intelligence in drug discovery: Recent advances and future perspectives. *Expert Opin Drug Discov* 2021, 1–11.

[34]. Stokes, J. M.; Yang, K.; Swanson, K.; Jin, W.; Cubillos-Ruiz, A.; Donghia, N. M.; MacNair, C. R.; French, S.; Carfrae, L. A.; Bloom-Ackermann, Z., et al. A deep learning approach to antibiotic discovery. *Cell* 2020, 180, 688–702.

[35]. Chuang, K. V.; Gunsalus, L. M.; Keiser, M. J. Learning Molecular Representations for Medicinal Chemistry: Miniperspective. *J. Med. Chem.* 2020, 63, 8705–8722.

[36]. Elton, D. C.; Boukouvalas, Z.; Fuge, M. D.; Chung, P. W. Deep learning for molecular Design—a review of the state of the art. *Mol. Syst. Des. Eng.* 2019, 4, 828–849.

[37]. Mercado, R.; Rastemo, T.; Lindelöf, E.; Klambauer, G.; Engkvist, O.; Chen, H.; Bjerrum, E. J. Practical Notes on Building Molecular Graph Generative Models. *Applied AI Letters* 2020,

[38]. Bender, A.; Cortes-Ciriano, I. Artificial intelligence in drug discovery: what is realistic, What are illusions? Part 1: Ways to make an impact, and why we are not there yet. *Drug Discov. Today* 2020,

[39]. Bender, A.; Cortes-Ciriano, I. Artificial intelligence in drug discovery: what is realistic, What are illusions? Part 2: a discussion of chemical and biological data used for AI in Drug discovery. *Drug Discov. Today* 2021,

[40]. Jeon, J.; Nim, S.; Teyra, J.; Datti, A.; Wrana, J. L.; Sidhu, S. S. Kim, P. M. (2014). A systematic approach to identify novel cancer drug targets using machine learning, inhibitor design and high throughput screening. *Genome medicine*, 6(7), 1-18.

[41]. Johnson, J. I.; Decker, S.; Zaharevitz, D.; Rubinstein, L. V.; Venditti, J. M.; Schepartz, S.; Sausville, E. A. (2001). Relationships between drug activity in NCI preclinical in vitro and in vivo models and Early clinical trials. *British journal of cancer*, 84(10), 1424-1431.

[42]. Duch, W.; Swaminathan, K.; Meller, J. (2007). Artificial intelligence approaches for rational drug design and discovery. *Current pharmaceutical design*, 13(14), 1497–1508. <https://doi.org/10.2174/138161207780765954>

[43]. Couch, M. J.; Blasiak, B.; Tomanek, B.; Ouriadov, A. V.; Fox, M. S.; Dowhos, K. M.; Albert, M. S. (2015). Hyperpolarized and inert gas MRI: the future. *Molecular Imaging and Biology*, 17(2), 149-162.

[44]. Mak, K. K.; Pichika, M. R. (2019). Artificial intelligence in drug development: present status and future prospects. *Drug discovery today*, 24(3), 773-780.

[45]. Hu, L.; Zhang, C.; Zeng, G.; Chen, G.; Wan, J. Guo, Z.; Liu, J. (2016). Metal-based

quantum dots:synthesis, surface modification, transport and fate in Aquatic environments and toxicity to microorganisms RSC advances, 6(82), 78595-78610.

[46]. Badillo, S.z Banfai, B.; Birzele, F.; Davydov, I. I.; Hutchinson, L. Kam-Thong, T.; Siebourg- Polster, J.; Steiert, B.; Zhang, J. D. (2020). An Introduction to Machine Learning. Clinical pharmacology and therapeutics, 107(4), 871–885.

[47]. Samuel AL. Machine learning. (1959) The Technology Review. Nov;62(1):42-5.

[48]. Wierstra, D.; Schaul, T.; Glasmachers, T.; Sun, Y.; Schmidhuber, J. (2011). Nature evolution strategies. arXiv preprint arXiv:1106.4487.

[49]. Angermueller, C. Pärnamaa, T. Parts, L.; Stegle, O.; (2016). Deep learning for computational biology. Molecular systems biology, 12(7), 878.

[50]. Rumelhart, D. E.; Hinton, G. E.; Williams, R. J.(1986). Learning representations by backpropagating errors. Nature, 323(6088), 533-536.

[51]. Smietana, K.; Siatkowski, M.; Møller, M. (2016). Trends in clinical success rates. NatRev Drug Discov, 15(6), 379-80