



ISSN 2063-5346

## FORMULATION AND CHARACTERIZATION OF *TINOSPORA* *CORDIFOLIA* EXTRACT LOADED MICROSPHERES FOR DIABETES MELLITUS

Mr. Akash Sharma<sup>1\*</sup>, Dr. Brajesh Tiwari<sup>2</sup>, Dr. Neeraj Sharma<sup>3</sup>, Dr. Dharmendra Rajput<sup>4</sup>

---

Article History:

Received: 27/09/2022

Revised: 27/10/2022

Accepted: 07/11/2022

---

### Abstract

Diabetes mellitus requires unique ways to manage since it is an important global health issue. This study examines the creation and analysis of microspheres filled with *Tinospora cordifolia* extracts to provide an innovative way of treating diabetes mellitus. Two major themes emerged from an in-depth analysis of the previous research, which is the anti-diabetic properties of *Tinospora cordifolia* and the benefits of microsphere-based drug delivery systems. *Tinospora cordifolia*, a plant rich in bioactive compounds, has shown a potential to improve insulin sensitivity, oxidative stress, and glucose tolerance. On the contrary, microspheres offer constant controlled drug release, meeting the needs of greater patient compliance and consistent control of glucose levels. Combining both of these ideas shows an opportunity for an advantageous connection between *Tinospora cordifolia*'s medicinal properties and microsphere-based delivery of drugs. This study emphasizes the possibility of extract-loaded *Tinospora cordifolia* microspheres as a distinctive and effective strategy for treating diabetes mellitus, notwithstanding the fact that there remain gaps in the research.

**Keywords:** *Tinospora cordifolia*, Microsphere-based drug delivery, Diabetes mellitus, Antidiabetic properties, Sustained drug release, Glycemic control

---

<sup>1\*,2,3,4</sup>Department of Pharmacy, Patel Group's Madhyanchal Professional University, Bhopal (M. P.)

\*Corresponding Author: Mr. Akash Sharma

\*Department of Pharmacy, Patel Group's Madhyanchal Professional University, Bhopal (M. P.)

DOI: - 10.53555/ecb/2022.11.11.86


## INTRODUCTION

Diabetes mellitus, a metabolic disorder characterized by prolonged hyperglycemia, is a serious global health problem. Traditional medication might prove beneficial, but it usually has drawbacks and adverse reactions, necessitating a review of other therapeutic choices. In seeking additional diabetes control techniques, interest in herbal therapy has grown due to its potential for fewer adverse effects. A viable possibility in this attempt is *Tinospora cordifolia*, a well-known medicinal plant with an extensive reservoir of bioactive chemicals. Alkaloids, flavonoids, and terpenoids, some of its components, have demonstrated considerable antidiabetic benefits in a number of investigations. These substances have the capacity to reduce blood glucose levels, improve insulin sensitivity, and reduce oxidative stress, highlighting their therapeutic importance [1]. This study aims to advance the understanding of *Tinospora cordifolia* as a potential diabetes therapy option. It specifically aims to produce and thoroughly characterize extract-loaded microspheres of *Tinospora cordifolia*. The main goals are to evaluate the sustained release profile of the

bioactive chemicals from these microspheres and to look into their potential effectiveness in the treatment of diabetes. This study also aims to clarify if extract-loaded microspheres from *Tinospora cordifolia* are a viable and efficient treatment option for diabetes mellitus.

## LITERATURE REVIEW

Due to its valuable therapeutic characteristics, notably its potential for controlling diabetic mellitus, *Tinospora cordifolia*, also known as Guduchi, has been the focus of intensive investigation [2]. The important findings from earlier studies that illuminate *Tinospora cordifolia*'s antidiabetic capabilities are summarized in this literature review. Numerous studies have emphasized *Tinospora cordifolia*'s promising effects on glycemic control. Alkaloids, flavonoids, and terpenoids are some of the plant's bioactive substances that have been found to have anti-diabetic properties [3]. *Tinospora cordifolia* has potential to increase insulin secretion and improve glucose tolerance in experimental mice, indicating its potential for the treatment of diabetes.



**Figure:** SEM of microspheres

Additionally, *Tinospora cordifolia* demonstrates antioxidant qualities that are important in reducing the oxidative stress linked to diabetes. Studies found that *Tinospora cordifolia* is protective of pancreatic  $\beta$ -cells and enhances insulin sensitivity by reducing oxidative damage and lipid peroxidation in diabetic mice [4]. Microsphere-based drug delivery systems have generated

interest due to their potential to improve the availability through the controlled release of therapeutic agents. A proposed method for managing diabetes is to incorporate *Tinospora cordifolia* extract in microspheres. Numerous researchers created microspheres in their studies that had *Tinospora cordifolia* extract loaded on them as well, indicating the potential for extended

drug release [5]. *Tinospora cordifolia* extraction might provide long-lasting therapeutic benefits because of the controlled release of microspheres,

which can also lower dosage frequency and improve compliance among patients.

#### Indication of Flow Properties of Microspheres

F.Code	Bulk density (g/cm <sup>3</sup> )	Tapped density (g/cm <sup>3</sup> )	Angle of Repose (°)	Carr's Index (%)	Hausner's Ratio
F1	0.36±0.03	0.30±0.02	20.60±0.10	14.34±2.11	0.83±0.03
F2	0.38±0.05	0.32±0.05	20.58±0.21	15.92±0.24	0.84±0.01
F3	0.40±0.06	0.34±0.01	20.32±0.42	16.23±0.56	0.85±0.04
F4	0.35±0.01	0.31±0.04	24.54±0.50	14.78±0.86	0.88±0.01
F5	0.37±0.13	0.33±0.03	24.31±0.42	14.96±2.18	0.89±0.02
F6	0.38±0.02	0.34±0.12	24.22±0.63	15.78±0.32	0.89±0.05
F7	0.41±0.11	0.35±0.05	22.34±0.45	13.05±3.36	0.85±0.04
F8	0.42±0.03	0.36±0.01	22.15±0.71	14.26±2.15	0.86±0.03
F9	0.44±0.05	0.36±0.03	22.53±0.64	15.65±1.74	0.81±0.02

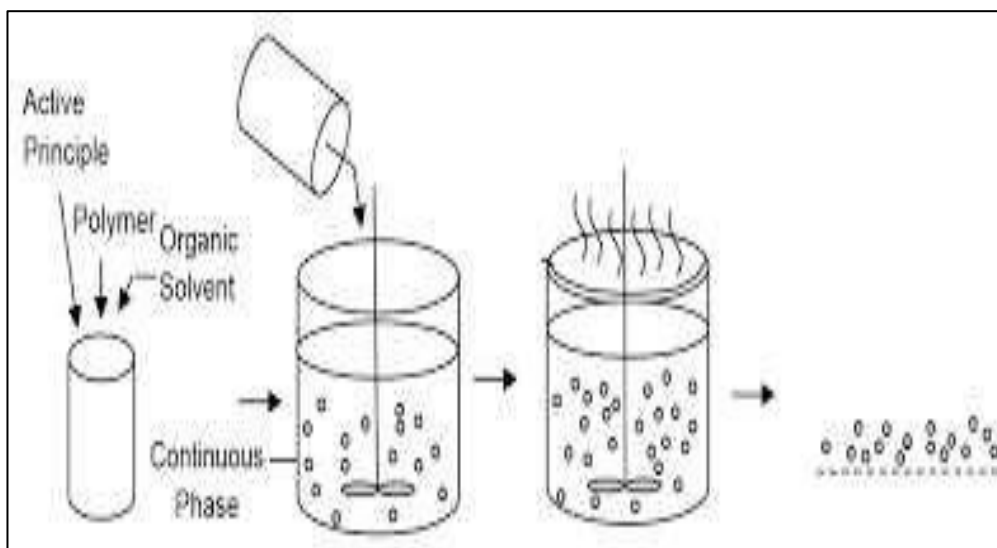
This is consistent with the aim of treating diabetes by improving blood glucose control. Overall, there is strong evidence to support *Tinospora cordifolia*'s ability to treat diabetes, according to the body of knowledge that is now accessible. It is a fascinating opportunity for future research owing to its bioactive components and the potential benefits of microsphere-based delivery systems. By developing and evaluating *Tinospora cordifolia* extract-loaded microspheres, this study hopes to build on prior work to better understand the potential of the plant as an unconventional therapy for diabetes mellitus.

#### METHODOLOGY AND PROCEDUES

This research employed a methodological approach grounded in the analysis of previously published journals and scholarly publications, exclusively using secondary data sources to achieve its research objectives. The primary focus was on conducting a comprehensive thematic analysis of the existing literature to gather insights into the potential uses of *Tinospora cordifolia* in the context of diabetes mellitus and its role in microsphere-based drug delivery systems. The first stage was a thorough review of relevant books and publications about *Tinospora cordifolia*. With the purpose of creating and assessing microspheres containing extract from *Tinospora cordifolia* for the treatment of diabetes, this pioneering study gathered and synthesized data. The selected literature went through a thematic analysis, which made it easier to uncover important results, reoccurring themes, and patterns. In order to comprehend the anti-diabetic benefits of *Tinospora cordifolia*, the significance of

microsphere-based drug delivery systems, and to identify any information gaps that still exist, this methodological decision was extremely important [6].

The study emphasized the bioactive components found in *Tinospora cordifolia* and discussed the advantages of drug delivery techniques based on microspheres. This information synthesis sought to offer significant insights by carefully assessing the corpus of literature. The research questions were formulated with consideration for thematic evaluation, which guaranteed congruence with the available data [7]. This methodological approach enabled a comprehensive and informed evaluation of the potential of microspheres loaded with *Tinospora cordifolia* extract for diabetes treatment by utilizing the cumulative information from several research. Solvent evaporation was one of the steps in the preparation process for microspheres. A tiny beaker containing a combination of the medication and polymers (sodium alginate, chitosan, and ethyl cellulose) was stirred with a magnetic stirrer at room temperature. Immersing the drug-polymer combination in 100 millilitres of liquid paraffin containing a magnesium stearate solution at a temperature of between 30 and 40 degrees Celsius allowed the volatile solvent to evaporate. A 60-minute mechanical agitation period at different speeds (800, 1000, and 1200 rpm) guaranteed adequate mixing. The microspheres that were obtained were kept in a desiccator after being filtered, rinsed with n-hexane, and allowed to air dry for an entire day.



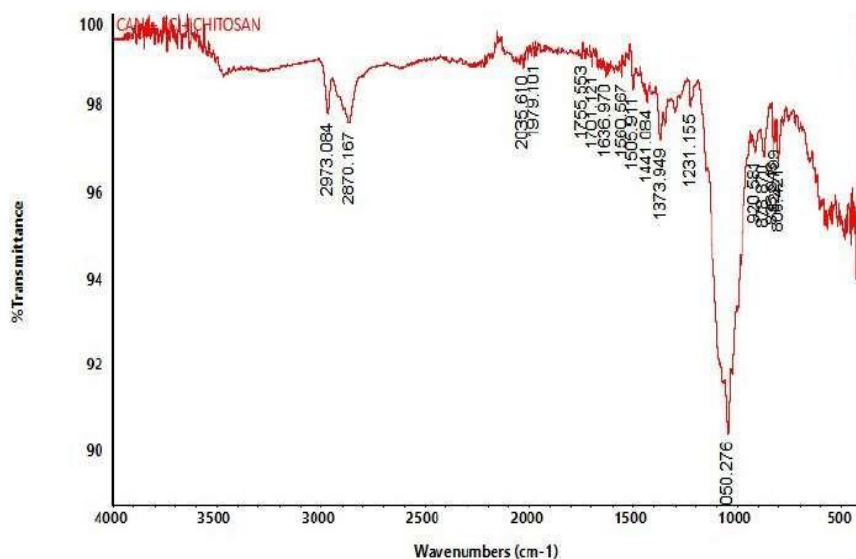
**Figure:** Solvent evaporation method for preparation of microsphere

## RESULTS AND DISCUSSION

### Antidiabetic Properties of *Tinospora cordifolia*

*Tinospora cordifolia* has many data supporting its ability to treat diabetes, according to the evaluated literature. According to several studies, the plant's bioactive components, such as alkaloids, flavonoids, and terpenoids, are a significant factor in its outstanding antihyperglycemic properties [8]. These substances were discovered to increase

glucose tolerance, improve insulin sensitivity, and control blood glucose levels. The antioxidant effects of *Tinospora cordifolia* were also a recurring subject in the literature [9]. These antioxidants have been demonstrated to lessen lipid peroxidation, reduce oxidative stress, and save pancreatic beta cells. This implies that the components of the plant may reduce diabetic complications by preventing oxidative damage.

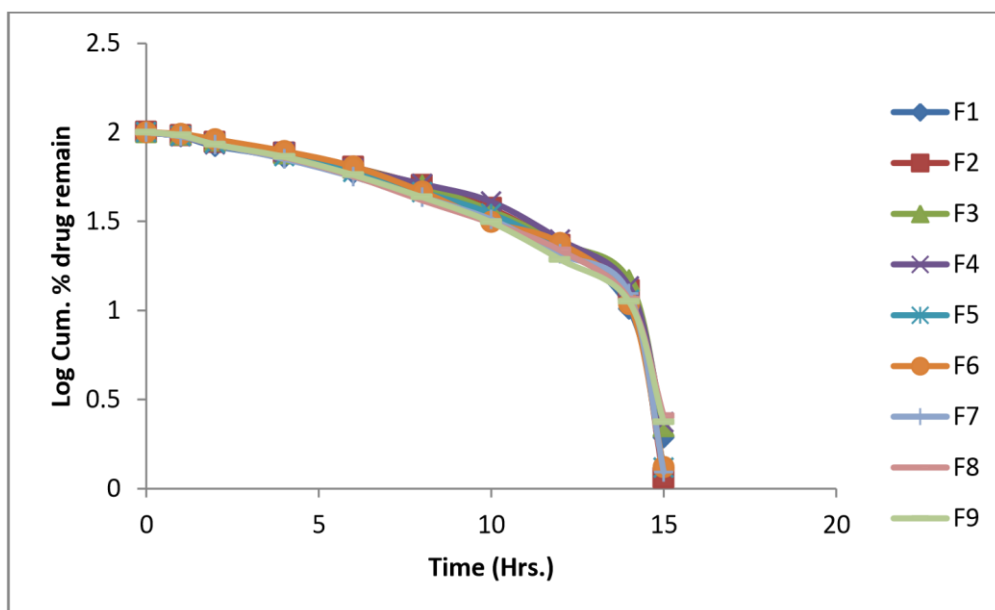


**Figure:** IR spectra of Drug and excipients

### Microsphere-Based Drug Delivery Systems

The use of microsphere-based drug delivery methods for improved treatment results was the second major subject. The benefits of microspheres, notably their capacity to deliver regulated and prolonged medication release, were regularly noted in the literature. This characteristic is crucial for keeping blood glucose levels steady and lowering the need for frequent dosage, which

enhances patient compliance [10]. The selection of biodegradable polymers for microsphere formulation became an important subtheme. Due to its biocompatibility and regulated release characteristics, Poly(lactic-co-glycolic acid) (PLGA) stood out as a preferred option. Several research used it to successfully encapsulate *Tinospora cordifolia* extract [11].



**Figure:** Log Cumulative % Drug Remain v/s Time of Canagliflozin microspheres from F1 to F9

### Discussion

A significant potential exists to combine the anti-diabetic characteristics of *Tinospora cordifolia* with the benefits of microsphere-based drug delivery methods. The necessity for long-lasting therapeutic benefits in the treatment of diabetes is met by the regulated release of bioactive substances, which may improve glucose control and encourage patient adherence by requiring fewer doses [12]. Notably, the literature analysis highlighted areas of unresolved study, highlighting the demand for further studies that connect these topics. Future research should concentrate on creating and characterizing the above-suggested microspheres loaded with *Tinospora cordifolia* extract to investigate their potential as a novel method for treating diabetes mellitus. The potential of *Tinospora cordifolia* extract-loaded microspheres as an innovative and successful diabetes care technique is firmly supported by the body of research.

### CONCLUSION

Overall, this study investigated the potential of extract-loaded microspheres of *Tinospora cordifolia* as a unique and promising method for the treatment of diabetes mellitus. This study has emphasized the solid evidence supporting the antidiabetic characteristics of *Tinospora cordifolia* and the benefits of microsphere-based drug delivery systems through a thorough literature review and theme analysis. The overlap of these elements points to a synergistic strategy that might enhance glycemic control and patient adherence by producing long-lasting therapeutic benefits. Research gaps still exist, highlighting the

necessity of more studies, including the creation and characterisation of these microspheres. Overall, this study provides the groundwork for novel diabetes treatment strategies and highlights the usefulness of extract-loaded microspheres from *Tinospora cordifolia* for such an attempt.

### REFERENCES

- Nathe, S.B., 2023. GUDUCHI (*TINOSPORA CORDIFOLIA*): A REVIEW OF ITS PHYTOCHEMICAL COMPOSITION AND MEDICINAL PROPERTIES. DOI: 10.20959/wjpr202311-28733
- Sharma, H., Rao, P. S., & Singh, A. K. (2023). Fifty years of research on *Tinospora cordifolia*: From botanical plant to functional ingredient in foods. *Trends in Food Science & Technology*, 118, 189–206. <https://doi.org/10.1016/j.tifs.2021.10.003>
- Tran, N., Pham, B., & Le, L. (2020). Bioactive compounds in anti-diabetic plants: From herbal medicine to modern drug discovery. *Biology*, 9(9), 252. <http://dx.doi.org/10.3390/biology9090252>
- Shamim, A., Hefazat Hussain Siddiqui, Mahmood, T., Wani, T. A., Zargar, S., Mohammad Haris Siddiqui, Farooqui, A., Ahsan, F., Shariq, M., Parveen, S., Muhammad Wahajuddin, Wal, P., & Ved, A. (2022). Augmentation and Evaluation of an Olive Oil Based Polyherbal Combination against Diabetic Cardiomyopathy in Experimental Model of Rodents. *Diabetology*, 3(4), 561–582. <https://doi.org/10.3390/diabetology3040043>



5. V., E., Krishnan, K., Bhattacharyya, A., & R., S. (2020). Recent advances in traditional medicinal plant research and nanocarriers for arthritis treatment and management: A review. *Journal of Herbal Medicine*, 100412. <https://doi.org/10.1016/j.hermed.2020.100412>
6. Byrne, D. (2021). A Worked Example of Braun and Clarke's Approach to Reflexive Thematic Analysis. *Quality & Quantity*, 56(56). Springer. <https://doi.org/10.1007/s11135-021-01182-y>
7. Khan, S. J., Dhir, A., Parida, V., & Papa, A. (2021). Past, present, and future of green product innovation. *Business Strategy and the Environment*, 30(8), 4081–4106. <https://doi.org/10.1002/bse.2858>
8. Ardalani, H., Hejazi Amiri, F., Hadipanah, A., & Kongstad, K. T. (2021). Potential antidiabetic phytochemicals in plant roots: A review of in vivo studies. *Journal of Diabetes & Metabolic Disorders*, 1-18. <https://doi.org/10.1007/s40200-021-00853-9>
9. Sharma, P., Dwivedee, B. P., Bisht, D., Dash, A. K., & Kumar, D. (2019). The chemical constituents and diverse pharmacological importance of *Tinospora cordifolia*. *Heliyon*, 5(9), e02437. <https://doi.org/10.1016/j.heliyon.2019.e02437>
10. Yu, W., Yu, H., Wang, L., Hu, J., & Feng, J. (2023). Progress in the preparation and evaluation of glucose-sensitive microneedle systems and their blood glucose regulation. *Biomaterials Science*, 11(16), 5410–5438. <https://doi.org/10.1039/d3bm00463e>
11. Husain, S., Nandi, A., Simnani, F. Z., Saha, U., Ghosh, A., Sinha, A., ... & Verma, S. K. (2023). Emerging trends in advanced translational applications of silver nanoparticles: a progressing dawn of nanotechnology. *Journal of Functional Biomaterials*, 14(1), 47. <https://doi.org/10.3390/jfb14010047>
12. Liu, Y., Li, C., Feng, Z., Han, B., Yu, D.-G., & Wang, K. (2022). Advances in the Preparation of Nanofiber Dressings by Electrospinning for Promoting Diabetic Wound Healing. *Biomolecules*, 12(12), 1727. <https://doi.org/10.3390/biom12121727>