



EARLY-STAGE DETECTION OF ALZHEIMER'S DISEASE USING RESERVOIR COMPUTING

Mrs. E. Krishanveni Reddy¹, K.Sravya², A.Akshaya³, K.Kavitha⁴

¹Associate Professor, Department of Computer Science & Engineering, Sridevi Women's Engineering College, Hyderabad, Telangana

^{2,3,4}B. Tech Final Year, Department of Computer Science & Engineering, Sridevi Women's Engineering College, Hyderabad, Telangana

ekrishnavenireddy@gmail.com, katragaddasravya@gmail.com, akshaya.aiela27@gmail.com,

kavithakavitha6436@gmail.com

ABSTRACT: In data processing applications going from picture recognizable proof to time series expectation, Artificial Neural Networks (ANNs) have made astonishing progress. The accessibility of colossal datasets for preparing, as well as the rising intricacy of the models, might be added to the achievement. Unfortunately, just a set number of models are accessible for preparing in certain applications. With high-intricacy models, less preparation tests increment the gamble of over-fitting and unfortunate speculation. Likewise, complex models with an enormous number of teachable boundaries need more energy to prepare and improve than easier models. This study clearly demonstrates the importance of ANNs for writing gathering in the early stages of Alzheimer's disease (ES-AD). We propose Reservoir Computing (RC), a method for creating Repetitive Brain Organizations (RNNs) that focuses on planning by expanding only the outcome layer. Convolutional Brain Organization (CNN) and

Bidirectional Long haul Present moment (BiLSTM) relationship methodology are in like manner given. We consider the correctnesses and expected energy costs to achieve the various exactnesses when evaluating the precision productivity compromise. Despite requiring significantly less preparation and induction, RC achieves a characterization exactness of 85%, which is 3% lower than BiLSTM and 2% higher than CNN. We guess that our discoveries will feature the need to explore the exactness effectiveness compromise of different models locally to decrease the generally ecological effect of ANNs preparing.

Keywords – *Recurrent neural networks, reservoir computing, the classification of early-stage Alzheimer's disease, and an artificial neural network*

1. INTRODUCTION

Alzheimer's disease is a neurodegenerative condition characterized by the death of nerve cells in various



parts of the mind. It is classed as dementia, which is an umbrella term containing secondary effects related with a lessening in a singular's reasoning, memory, and survey limits. In its most extreme signs, the disease slows down patients' work and public activities and renders them unequipped for doing basic exercises. Alzheimer's disease, which accounts for 60 to 80 percent of all neurodegenerative diseases [1], is the most common type of dementia. Alzheimer's disease, similar to any remaining types of dementia, is straightforwardly connected with the patient's age; consequently, it is more predominant in the senior populace. Over the long haul, Alzheimer's disease might turn into an upsetting reason for reliance among the older. For instance, the prevalence of Alzheimer's disease among people aged 75 and older in the United States and France is estimated to be 13.8% in 2021 [1] and 17.8% in 2015 [2], respectively. Alzheimer's disease has a drowsy and degenerative course from its commencement. It starts as asymptomatic and advances through an assortment of moderate cognitive impairment (MCI) side effects prior to forming into possibly deadly outrageous designs. This propensity makes early illness distinguishing proof troublesome, and late determination decreases the viability of treatment in forestalling the beginning of serious side effects. Finding of Alzheimer's at a Early Stage (ES-AD) is consequently a pivotal area of exploration.

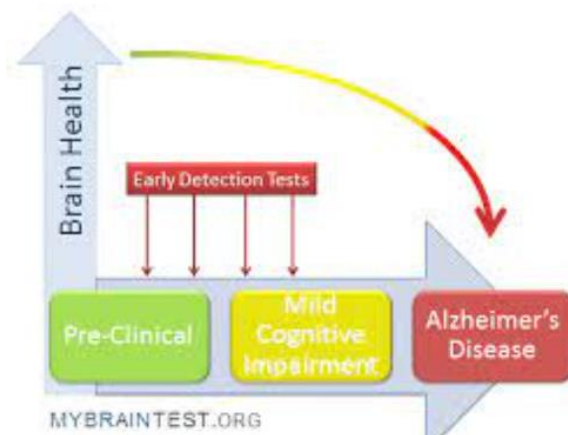


Fig.1: Example figure

Traditional techniques for disease recognition depend on the report's [3] proposals, which inform that doctors utilize a reach with respect to demonstrative devices. Low test repeatability and no resistance to inclination characterize these methods. For instance, the prevalence of Alzheimer's disease among people aged 75 and older in the United States and France is estimated to be 13.8% in 2021 [1] and 17.8% in 2015 [2], respectively. These methods are delicate to Alzheimer's disease, yet nosy and costly [6]. Fine engine control is known to be debilitated by neurodegenerative sicknesses [7]. Since composing requires fine engine control, the condition shows itself in the handwriting of sufferers (HW). Subsequently, penmanship kinematic designs are helpful markers for certain diseases. The writing examines research on a variety of diseases, including Huntington's, Parkinson's, and Alzheimer's [7], among others. There are two justifications for why we are keen on the ES-Advancement issue including HW components: First and foremost, Alzheimer's diseases is the main source



of dementia, and hence, HW examination is a financially savvy yet viable way to deal with the errand. Securing of pathology location HW might be either unique (on the web) or on paper (disconnected). During dynamic securing, the HW direction is obtained progressively, consequently worldly data is provided for every area. The separated method basically records the heading's position data. In light of global information, it is challenging to capture the kinematics of the entire piece or drawing process with paper-based alternatives. The extraordinary HW therefore has more data, whereas the paper-based strategy requires pathology-unambiguous delicate common models. As an outcome, we should manage the unique HW, which has demonstrated fundamental for the ongoing undertaking.

2. LITERATURE REVIEW

The French National Alzheimer database: A fast growing database for researchers and clinicians:

Alzheimer's disease (AD) represents an extreme danger to general wellbeing. The French National Alzheimer data set (BNA) archives generally operations acted in France by memory units and autonomous trained professionals. This article inspects public inclusion, enrolled patient attributes, and potential for research. Strategies: Each datum sent until December 2012 was investigated. The Little Mental State Assessment score, age, orientation, level of education, home location, determination, and presence of pharmacological or psychosocial medications were all assessed. As of the end of 2012,

the BNA had 341 498 patients, 84% (n = 357) of generally French memory units, and more than 800,000 clinical activities. Alzheimer's disease addressed 26.4% of every perceived analysis, trailed by related infections (21.7%) and gentle mental hindrance (8.2%). The BNA offers an immense number of examination choices. Before long, the BNA will assume a critical part in checking Alzheimer's disease patterns and hazard factors.

Clinical diagnosis of Alzheimer's disease: Report of the NINCDS-ADRDA work group under the auspices of department of health and human services task force on Alzheimer's disease

The gradual decline in memory and other mental abilities and slow start of Alzheimer's disease are clinically analyzed. There are no engine, tactile, or coordination issues in the beginning phases of the sickness. Research center tests can't analyze the condition. Before a strong determination of Alzheimer's disease can be made, these tests are generally useful for finding other potential reasons for dementia that should be precluded. Neuropsychological tests affirm the analysis of dementia and assist with deciding its movement and treatment reaction. These measures will be updated as more strong data opens up.

Appropriate use criteria for amyloid pet: A report of the amyloid imaging task force, the society of nuclear medicine and molecular imaging, and the Alzheimer's association



Section A-Research paper

The positron emission tomography (PET) system for detecting amyloid in the frontal cortex is improving, but its therapeutic value needs to be established. Amyloid Imaging Taskforce (AIT) was established by the Alzheimer's Association and the General public of Atomic Medication and Sub-atomic Imaging to make suggestions to dementia care specialists, patients, and carers. The AIT investigated a huge swath of explicit helpful situations in which amyloid PET might be utilized effectively. The AIT laid out an agreement of well-qualified assessment by scouring the friend evaluated, distributed writing for proof relevant to these circumstances that was effectively accessible. While there is no observational proof of a relationship between's amyloid PET and clinical results, a bunch of acceptable use criteria (AUC) has been laid out to characterize the sorts of people and restorative conditions wherein amyloid PET might be used. Analyzed and made were both wanted and undesirable purposes, and the discoveries are introduced and examined here. Because of the ceaseless improvement of dementia treatment and amyloid PET advances, this AUC should be rethought frequently. Future examination targets are additionally talked about, including symptomatic utility and patient-focused results.

Appropriate use criteria for lumbar puncture and cerebrospinal fluid testing in the diagnosis of Alzheimer's disease

In order to establish safe and effective use guidelines for the lumbar cut technique and cerebrospinal fluid (CSF) testing in the Alzheimer's disease pathology

distinguishing proof decisive technique, the Alzheimer's Association established a multidisciplinary group. Methodologies: considering critical patient classes for whom lumbar cut and CSF assessment might be seen as a suggestive device, the workgroup formed key investigation inquiries to direct the purposeful evaluation of the proof and clinical signs usually seen in clinical practice. In view of their fitness and interpretation of the data from the exact review, people evaluated each sign as sufficient or unacceptable. The workgroup closed 14 signs, of which six were announced adequate and eight were controlled unfortunate. Fully expecting the advancement of more exact CSF investigation frameworks, this report gives crucial data to medical services experts as well as execution and future exploration ideas. AUC; PET Amyloid; CSF A-42, expressive handiness; MCI; redesigned Delphi; structure for the populace, prayers, tests, results, times, and locations, or PICOTS; SCD; p-tau181; t-tau, LP

Attentional pattern classification for automatic dementia detection

The attentional matrices test (AMT) is used for specific consideration evaluation in this work to propose a clever method for automated dementia diagnosis. The first test consisted of three increasingly confounded frameworks, and the test taker was expected to distinguish the target numbers provided. We believe that an electronic pen and a digitizing tablet were used to create AMT. The improvement of tablets makes it conceivable to go to different lengths, including those that must be acquired by seeing how



the standard paper-based test is completed. These evaluations depend on the first idea of the handwriting cycle, which determines explicit slows down and stops when the pen isn't in touch with the pad surface. Over the long haul, handwriting measures may be coordinated into ML estimations to robotize infection recognizable proof. As opposed to customary techniques, dynamic penmanship examination can possibly upgrade both the patient's visual inquiry and engine arranging. To assess the viability of the idea, a characterization research including 29 solid control volunteers and 36 dementia patients was embraced. We utilized various ML strategies including a troupe approach. The best request models across every one of the three organizations gave the best portrayal execution, with an AUC of 87.30 percent and a responsiveness of 86.11 percent, while the first was as yet the most isolated. A low-cost, easy-to-use symptomatic tool based on our concept may be available to support population screening.

3.METHODOLOGY

Ordinary techniques for disease location depend on the report's proposals, which suggested that doctors utilize a scope of indicative instruments. These techniques are defenseless to predisposition and have low test repeatability. Two more precise methods are Positron Emission Tomography (PET) of psyche amyloid and examination of the cerebrospinal fluid (CSF) following a lumbar cut. These methods are delicate to Alzheimer's disease, yet entirely meddling and costly.

Disadvantages:

1. Invasive
2. Costly

The use of ANNs to classify Early Stage Alzheimer's Disease (ES-AD) based on handwriting (HW) is the first study of its kind. Reservoir Computation (RC) is a method for building recurrent neural networks (RNNs) that accelerates readiness by developing only the outcome layer. Additionally, we recommend using the Convolutional Neural Network (CNN) and Bidirectional Long Term Short Term (BiLSTM) techniques for analysis. By taking into account both the precision costs required to achieve the various correctnesses for a more precise examination, we examine the exactness proficiency compromise.

Advantages:

1. As per our mathematical and exploratory information, RC accomplishes an order exactness of 85%, which is 3% lower than BiLSTM and 2% higher than CNN, while requiring considerably less preparation and derivation.
2. We anticipate that our findings will highlight the necessity to investigate the accuracy-efficiency trade-off of various models in the community so as to reduce the overall environmental impact of ANNs training.

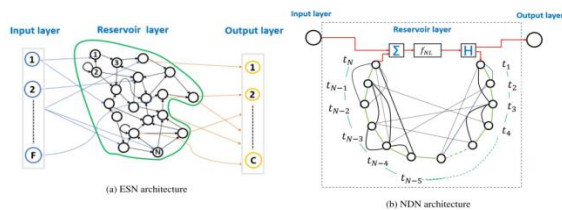


Fig.2: System architecture

MODULES:

For the aforementioned project, we developed the following modules.

- Data exploration: utilising this module, we will enter data into the system.
- Processing: utilising this module, we will read data for processing.
- Separating data into train and test models: This module separates data into train and test models.
- Develop a SVM, Random Forest, Decision Tree, Artificial Neural Network, Voting Classifier, CNN, CNN + LSTM, BiLSTM, RC based RNN, and Kmediods to examine the estimations' accuracy.
- User registration and login: By using this module, you can register and log in.
- The application of this module will aid in prediction.
- Prediction: displayed final predicted

4. IMPLEMENTATION

Support Vector Machine (SVM): A common Overseen Learning technique, Support Vector Machine (SVM) can be used for both request and backslide issues.

Random Forest : An Random Forest Strategy is a managed ML method utilized broadly in ML for Order and Relapse issues. We realize that a forest is made out of many trees, and that the more noteworthy the quantity of trees, the more hearty the forest.

Decision tree: A non-parametric regulated learning strategy known as a decision tree can be used to order and relapse issues. It has a progressive tree structure with branches, inward hubs, and leaf hubs connected to a root hub.

ANN: Artificial Neural Network (ANN) is a sort of brain network that uses mind handling to produce calculations that might be utilized to display complex examples and foresee issues.

Voting classifier: A voting classifier is an ML assessor that learns from the results of many base models or assessors and makes predictions based on them. For each assessor yield, voting decisions and totaling rules could be matched.

CNN: CNNs are frequently utilized for picture acknowledgment and pixel information handling. In deep realizing, there are a few sorts of brain organizations, yet CNNs are the favored organization design for distinguishing and perceiving objects.



CNN + LSTM: LSTM can successfully hold the characteristics of verifiable data in longer text groupings and concentrate neighborhood text highlights by utilizing the construction of CNN.

BiLSTM: In a period series or succession data, the drawn-out bidirectional relationships between time steps are discovered by a bidirectional LSTM (BiLSTM) layer. If you maintain that the business should benefit from the entire time series at each time step, these conditions may be helpful.

RNN: Siri and Google's voice search make use of the most advanced strategy for handling consecutive information: recurrent neural networks, or RNNs. Because it is the primary calculation with an internal memory that enables it to remember its feedback, it is ideal for ML problems that require continuous data.

K-medoids: Similar to the k-implies issue, the k-medoids problem is a grouping problem. Leonard Kaufman and Peter J. Rousseeuw spread the word with their PAM calculation. Both k-means and k-medoids are partitional, which means that they attempt to close the gap between the focal points, also known as places with gatherings, and the focal point of the gathering by dividing the dataset into groups. K-medoids select genuine data of interest as gathering centers (medoids or models) in contrast to k-suggests, where the point of convergence of a bundle is the regular between the centers of the group rather than one of the data of interest. This allows for more interpretability of bunch focuses than k-implies. Similar to k-implies, k-medoids can be applied to any uniqueness strategy.

Section A-Research paper

Since they restrict pairwise dissimilarities rather than squared Euclidean distances, k-medoids are more resistant to noise and anomalies than k-implies.

5. EXPERIMENTAL RESULTS

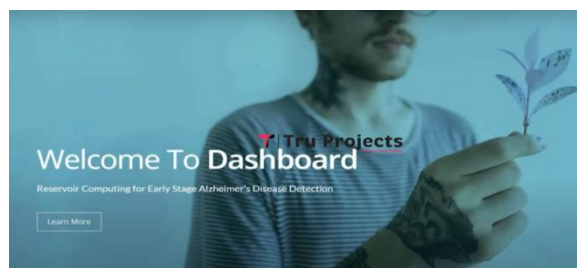


Fig. 3: The Main Page



Fig 4 Register Form




Fig 5 Login form



Fig 6 Input Page



Fig 7 Correlation Matrix

Fig 8 Input Values

Based on the HW Feature, the Patient is Affected with Uncertain Alzheimer Disease Dementia

Fig 9 Predicted Result

Patient who registered can login and upload the data such as age, gender, mini mental state examination, x & y position which are recorded from the patient's handwriting and then result will be predicted as shown in the above screens.

6. CONCLUSION

We examine the precision adequacy tradeoff of Artificial Neural Networks (ANNs) for Early-Stage Alzheimer Diagnosis by utilizing Handwritten (HW) Transient Data (number of limits, number of FPOs, and energy consumed). Contrasted with elective strategies, for example, k-Medoids or CNNs, we observed that BiLSTM and Supply Figuring are the best ways for this undertaking. The computerized RC accomplished a precision of 85%, while the BiLSTM accomplished an exactness of 88%, a 3% expansion in precision for the BiLSTM. Nonetheless, resulting research has uncovered that the high level RC has altogether lower costs for development (on different occasions less energy), planning (just 63% of FPOs), and perception (15:7% of FPOs). RC is a more practical and eco-accommodating choice because of the diminished energy prerequisites for improvement and planning, especially when the negligible show discipline is positive. Similar to the more expensive BiLSTM strategy, the mechanized RC can be used on comparable cells used to record the HW configuration due to its lower determination energy cost and longer interval between recharges. In the event that diminished exhibition as a trade-off for lower energy



costs is OK, equipment RC executions might give a suitable course to future greener arrangements by lessening the calculation load on eager for energy electronic processors. Future review will target further developed equipment RC plans with lower energy utilization and more noteworthy characterization accuracy.

REFERENCES

- [1] Alzheimer's Association, "2021 Alzheimer's disease facts and figures," *Alzheimer's Dementia, J. Alzheimer's Assoc.*, vol. 17, no. 3, pp. 327–406, 2021.
- [2] S. Anthony, C. Pradier, R. Chevrier, J. Festra^ots, K. Tifratene, and P. Robert, "The French National Alzheimer database: A fast growing database for researchers and clinicians," *Dementia Geriatric Cognit. Disorders*, vol. 38, nos. 5–6, pp. 271–820, 2014.
- [3] G. McKhann, D. Drachman, M. Folstein, R. Katzman, D. Price, and E. M. Stadlan, "Clinical diagnosis of Alzheimer's disease: Report of the NINCDS-ADRDA work group under the auspices of department of health and human services task force on Alzheimer's disease," *Neurology*, vol. 34, no. 7, pp. 939–944, 1984.
- [4] K. A. Johnson, S. Minoshima, N. I. Bohnen, K. J. Donohoe, N. L. Foster, P. Herscovitch, J. Karlawish, C. Rowe, M. Carrillo, D. D. M. Hartley, S. Hedrick, V. Pappas, and W. H. Thies, "Appropriate use criteria for amyloid pet: A report of the amyloid imaging task force, the society of nuclear medicine and molecular imaging, and the Alzheimer's association," *J. Nucl. Med., Soc. Nucl. Med.*, vol. 54, pp. 1–16, Jan. 2013.
- [5] L. M. Shaw, J. Arias, K. Blennow, D. Galasko, J. L. Molinuevo, S. Salloway, S. Schindler, M. C. Carrillo, J. A. Hendrix, A. Ross, J. Illes, C. Ramus, and S. Fifer, "Appropriate use criteria for lumbar puncture and cerebrospinal fluid testing in the diagnosis of Alzheimer's disease," *Alzheimer's Dementia*, vol. 14, no. 11, pp. 1505–1521, Nov. 2018.
- [6] M. T. Angelillo, F. Balducci, D. Impedovo, G. Pirlo, and G. Vessio, "Attentional pattern classification for automatic dementia detection," *IEEE Access*, vol. 7, pp. 57706–57716, 2019.
- [7] J. H. Yan, S. Rountree, P. Massman, R. S. Doody, and H. Li, "Alzheimer's disease and mild cognitive impairment deteriorate fine movement control," *J. Psychiatric Res.*, vol. 42, no. 14, pp. 1203–1212, Oct. 2008.
- [8] A. Schröter, R. Mergl, K. Bürger, H. Hampel, H.-J. Möller, and U. Hegerl, "Kinematic analysis of handwriting movements in patients with Alzheimer's disease, mild cognitive impairment, depression and healthy subjects," *Dementia Geriatric Cognit. Disorders*, vol. 15, no. 3, pp. 132–142, 2003.
- [9] N.-Y. Yu and S.-H. Chang, "Kinematic analyses of graphomotor functions in individuals with Alzheimer's disease and amnesic mild cognitive impairment," *J. Med. Biol. Eng.*, vol. 36, no. 3, pp. 334–343, Jun. 2016.
- [10] J. Garre-Olmo, M. Façendez-Zanuy, K. López-de-Ipiæa, L. Calvó-Perxas, and O. Turró-Garriga, "Kinematic and pressure features of handwriting and drawing: Preliminary results between patients with mild cognitive impairment, Alzheimer disease and



Section A-Research paper

healthy controls,” *Current Alzheimer Res.*, vol. 14,
no. 9, pp. 960–968, Aug. 2017