



STUDY ON MECHANICAL AND TRIBOLOGICAL BEHAVIOR OF MMC AA6061-AL₂O₃

Balraj Hooda¹, Sunil Thakur², Sourabh Khurana³,
Raj Kumar Duhan⁴

Article History: Received: 26.02.2023

Revised: 17.04.2023

Accepted: 25.05.2023

Abstract

Aluminum MMCs eliminate the possibility that other common substances in the aerospace, automotive and marine programs can be subtracted from your desired clearances such as: B. Excessive level of performance over weight, deterrent in unusual use, etc. Colors a commitment was made to uniquely combine the metallic cross-section compound using AA6061 as the compound with finished Al₂O₃ particles using the metallurgy liquid mixed spray system. The support development level changed from 8 to 14 wt% from 4 wt%. For each compound, the lead debris was heat up thermal reading of 201°C or thus dissipates with crush of 3 of comparative counter flow of the liquid AA6061 compound order further inspire wetbility and trajectory. The micro structural representation is completed for the previous laying network by taking models of the central part of the project in order to ensure a homogeneous distribution of the waste. Certificate of Progress the micro structural rendering of the composites has a decidedly car uniformity and some grain refinement on the models. Also toughness and affordable cases are better in the composite case, while it was distinctly similar to the unreinforced AA6061. A side from the increasing increases in the degree of help; the affiliation has continued to develop in every hardness and intransigence.

Keywords: MMC's: AA6061, Stir-casting machine

¹Om Sterling Global University, Hisar, Haryana, 125001

²Maharshi Dayanand University, Rohtak, Haryana, 124001

DOI: 10.31838/ecb/2023.12.1.348

1. Introduction

MMC are the maximum steady materials to accumulate revised device belongings e.g. Hardness, Young's modulus, yield strength and an intense inflexible nature due to the presence of smaller than ordinary rated helper particles with inside the matrix and aluminum device composites (AMC) which have been superior with fractional strengths due to their particular physical and mechanical properties, are a big use in vehicles, military, aviation businesses and energy.

Essentially, the usual mechanical properties which incorporate flexibility, strength etc. which is depend on Silicon carbide, aluminum oxide, boron carbide, titanium dib ride, zirconium dioxide, silicon dioxide for building works are used to make the houses of the AA6061 mixture. The cross-sectional uses of aluminum composites superior with Al₂O₃ or SiC atoms in car and aircraft businesses logically expand to chambers, chamber heads, associated shafts etc. A variety of techniques had been used to configure the composites, which incorporates powder method, condensation methods, and pound method. They are as follows: better device particle retention, more direct manage of network form, lightness, negligible treatment costs, higher network shape and normal fabric safety. The production of metal matrix composite in the liquid state integrates technique. This technique depends on the temperature at which the particles are present they bring about decomposition. In the melting blending process, the metal solidifies at the liquids temperature of the liquid mixture. In the identical time as with inside the element spray process the metal coordinate at the partially solid suspension condition of the mixture. Every cycle, whirlwind are mounted to introduce for main substance. In any case, dissolution framework two critical reasons, that most critical being the stoneware material were usually dry through manner of approach of the liquid metal structure or moreover these materials will regularly dip and waft as demonstrated in their related thicknesses with inside the liquid metal. Testability could be described the fact the limitation of a liquid to propagate in areas of force, and has a bent to the degree of intimate contact amongst solid and liquid. Therefore; it achieves a pathetic spread of inventive metal, immoderate porosity and least automatic configurations of the compound. That tends to be exceptional Mmc's Mold Mix Test. The unfavorable testability intimate that the fluid organization is unable to wet the outer layer of auxiliary particles and therefore they are at a flat level due to capillary action, large outside position, more junction power, or the attending an base metal layer operating close clean plane swim. Assessment with testability order a

tremendous degree could be executed through manner of approach of some systems, which incorporates mechanical mixing preheating of particles to eliminate gases. Another problem is the dispersion of the auxiliary particles with inside the fluid matrix. As a give up end result of the differentiation in thickness the various matrix and the assist, the ones particles will waft or settle with inside the cross-segment of the fluid, as will agglomeration and batching of the particles. Mixing particles with inactive gas provider fuelling has demonstrated valuable to further promote dispersion so, it is of essential importance to increase a way to undertake the flow into and direction assessment of AA-MMC provider particles with inside the fluid network. The brand of the modern examination is to consolidate the AA6061-Al₂O₃ particle MMC through a blended projection approach. To further promote the testability and dispersion of the assist particles, a totally particular three-degree mixing is applied on the aspect of pre-heating of the form particles.

2. Experimental Details

The main host substances are using to examine the compound of AA6061. The overall performance is showing in Table. And was become decided on the usage of an spectrophotometer. If compounds are available, Al₂O₃ debris with a length of a 141 μm and cell fractions of 8, 11 and 14% through weight are used for developing a material. Mixture projection technique is used to prepare connections. A portion of the AA6061 compound became located in a Sic pot and warmed up locution a climate such at 8460°C with electric powered block heater. The warmest temperature became managed with an accuracy of a modernized controller. The structured of particle is traced. The completed Al₂O₃ debris have been preheated in an oven at a temperature of 220°C to eliminate excessive temperature drop after particle improvement. The vortex is created the usage of a zirconium oxide lined metal impeller. The binding stage of the aluminum oxide elements with inside the device community has been reached in increments of 3. For example, the auxiliary quantity delivered remains with inside the air and rather than being brought on the identical time, its miles damaged down numerous times. In every segment wherein the assistance is displayed, the mechanical blending ends for a length of 15 minutes. The stir tool preheated previous to immersion with inside the condensate and is normally at 2/3 liquid metallic from the lowest and jogging at a pace of 200 rpm. The compound combination became poured into exceptionally sturdy forged iron molds 12.5mm huge. and duration of a hundred twenty five mm at a casting temperature of 750°C.

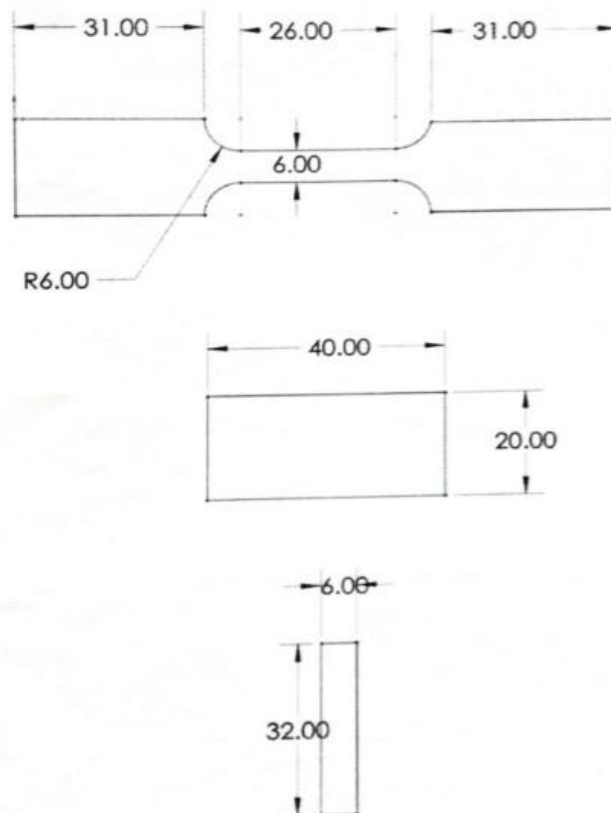
Coordinate connections have been represented


through small scans. Specimens 12 mm wide and 10 mm thick have been reduce from the middle of looking forward to micro structural foci within side the unit the usage of mild microscopy (version DS X100, Olympus). (Brand-Joel, Japan) for XRD (Philips logic) investigation, a 2-theta refrain electricity graph might be inspected the usage of bootstrap and programming. The thickness of the fashions became evaluated through the Archimedean strategy, at the same time as the speculative thickness is calculated through independently assuming the densities of the AA6061 organizations enterprise and the Al₂O₃ debris to be 2.8 and 3.10 g/cm³. Flexible center

experiment machine suggests the elements of the mould and version used for forged casting a position evaluation. Possible micro-Vickers hardness profits of composites while Al₂O₃ particle boom became evaluated at a load of 20 N the usage of the small, modernized MVH-II hardness analyzer. The described hardness price is the imply of one hundred readings taken in exceptional areas of the smooth version. In the identical way, with inside the improvement of Al₂O₃ debris, moldable assessments have been completed and 3 assessments have been coordinated for the general compound and the imply price became presented.


AL6061 ALLOY'S Chemical Composition Was Measured Using Atomic Absorption Spectro Photometer

Elements	%
Fe	0.8
Si	0.44
Mg	0.803
Cu	0.25
Cr	0.26
Others	Balance





Dimension of the specimen



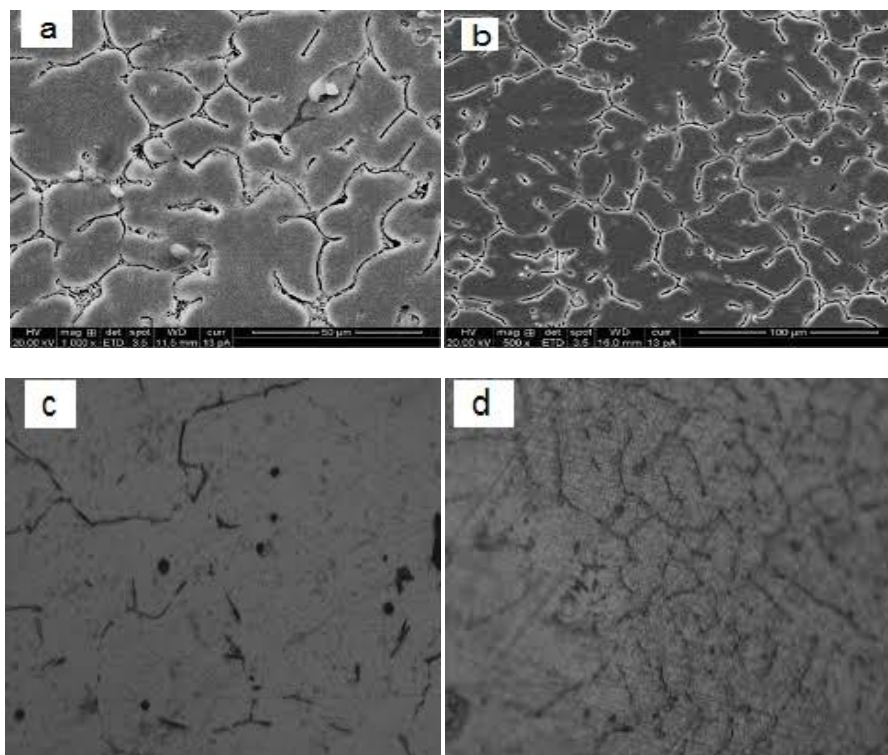
Some images of sample

3. Outcome with Conversation

Micro Structural Research

The production is alloy mesh mixed among AA6061 waste using spray cycles has always been complicated by the extremely low test of alumina waste and the peculiarity of agglomeration, which achieves distributed and terrible mechanical properties. Composites AA6061-Aluminum composite gadget with a small length of aluminum oxide waste is connected using a three-phase smart mixture expansion process. The amount of alumina powder used on the composite is to be 8, 11 and 14% by weight. It was confirmed that compound AA6061 with 0, 8, 11 and 14 wt% waste Al₂O₃ shows the microstructure. These nanostructures such related a coordinated compound make with of α -Al dendrites or eutectic silicon, although Al₂O₃ waste is separated between the dendrite region and eutectic silicon. The structure of the equaled structure reduces the test and cycles of fragments in decay, and in addition makes the parts more reliable cut in the organization. The figure (c) shows the dispersion of aluminum debris in a unique way and it allocation of the agglomeration

of particles within the 8% wt., 11% wt. and 14% wt. models % held's % retained composites can be as high as 14% using Al₂O₃ weight. Similarly, photo-micrographs show that Al₂O₃ fragments generally tend to separate and accumulate between dendrites surrounded by the use of eutectic silicon. In addition, the photomicrographs display certain the grist area such related developed compound (Image a-d) are more inconspicuous compare than the grain size of (Fig. 2a-b). Because of Al₂O₃ waste is provided to become the heterogeneous nucleation regions for freeze. Surveys Delta Ray hand lens machine snapshot take place collect utilize a survey delta ray hand lens machine. Figure show an SEM image of 6061Al 8% by weight, 11% by weight, and 14% by weight of Al₂O₃ waste. (14 wt.%) exhibits a unique particle dispersion with little or no agglomeration that is one of a kind when it reaches 8 wt.% and 14 wt% is visible. of Al₂O₃ residues. In addition, the determination shows that Al₂O₃ waste generally tends to segregate and accumulate between dendrites regions surrounded by the use of eutectic silicon.



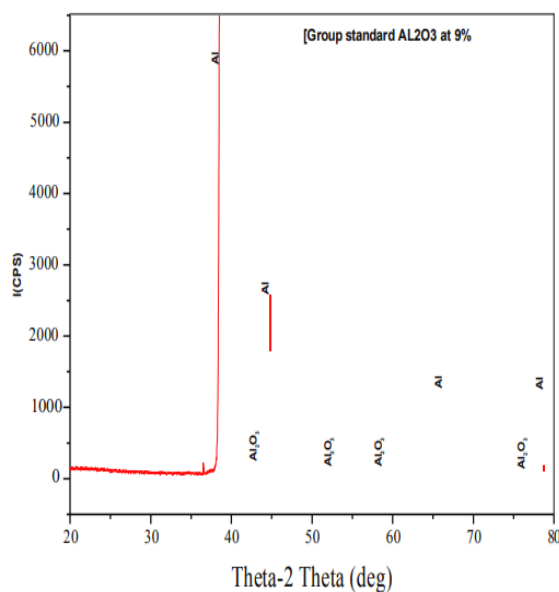
Radio Graph Study

Diagram 1(a&b) display that related RGS investigation focused about AA6061 parent compounds supported by 8 wt% and 13 wt. % of Al₂O₃ particles to verify the occupancy of Al₂O₃ and the differences formed by the different states. Diagram shows the results of compound AA6061 with 9 wt% Al₂O₃ Metal Matrix Composite using

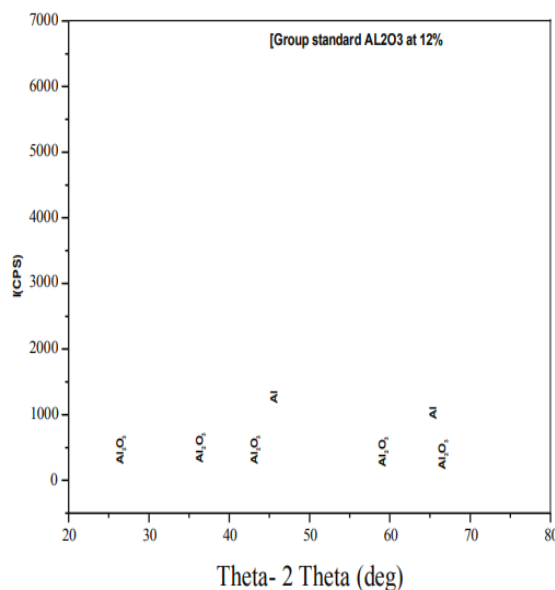
X-ray diffraction as an example. According to this analysis, nine peaks in region 3 from 25 to 110 were obtained, and the 2θ peaks at 39.55°, 45.8°, 66.44°, and 76.1° belong to refined Aluminum alloy, and the 2θ peaks at 42.34°, 45.7°, 66.32° and 76.2°, 55.54° and 77.41° have an area with aluminum along with extra small heights identified

as filth. Diagram shows the consequences of amalgamating AA6061 with 13 wt% Al₂O₃ Mmc's on the example of X-ray diffraction. 39.45°, 42.96°, 64.42° connected to refined aluminum

alloy and peaks 2θ 27.42°, 38.57°, 45.75°, 59.3° and 67.3° belong to Al₂O₃ and others slightly excess peaks are due to addition of impurity.



(a)



(b)

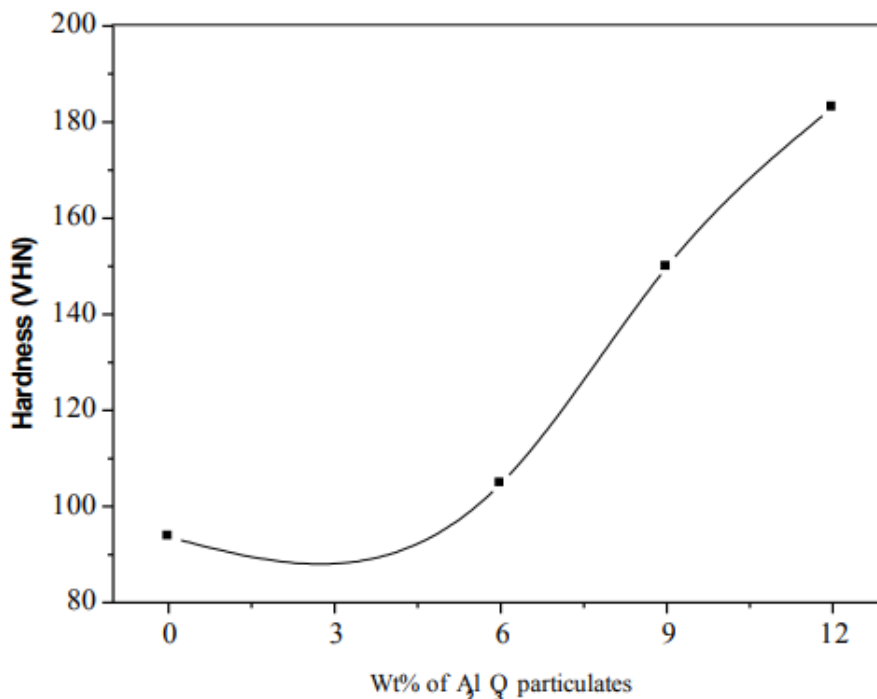
Showing radio graph analysis

Density measurements

The table shows the correlation of the hypothetical thickness obtained by the combination rule and the thickness values estimated by the analysis of the two compounds subtracted for dissimilar weight % fasteners. Thickness of the mixed material has been experimentally increased by rearrangement strategies [B. Prasad, (2007)] using the actual load with the estimated shell thickness as per ASTM test technique: D 792-66. [M. Bermudez et al., (2001)] according to this tendency to believe that the composite test thickness of 8, 11 and 14 wt%. Al₂O₃ is lower than the hypothesized thickness. In addition, the estimated thickness of the composite materials is lower than the hypothetical thickness, which may act required will the presence of spongy. Spongy are present because expansion of the air contact surface, gas entrapment during mixing, injection of particulate gas adds to the amount of gas in solution, hydrogen evolution, separating the spoon in the mold, shortening the setting time.

Hardness measurements

Diagram displays a series of small hardness tests performed on a combination of Aluminum alloy 6061 and Al6061 compounds with different mass fractions of Al₂O₃ particles. With the help of Vickers hardness is estimated in clean tests with a Jewel Cone indenter with the load value 21N or revealed number are the mean like 110 measurements grip across varied positions. Critical expansion of the lattice hardness accompanying the expansion of the Al₂O₃ particles should be observed. A higher hardness value is a clear indicator of how near occupancy about lattice fragment affects close overall solid identical near composites. As aluminum is a sensitive material and molecular structure, especially the hard ceramic material contributes decisively to the hardness of composite materials. The presence of these Al₂O₃ support causes a mandatory elongation for the extension such close lattice related to solid experiment.



Strength of AA6061 prior to and behind adding of varied weight %

Tensile Properties

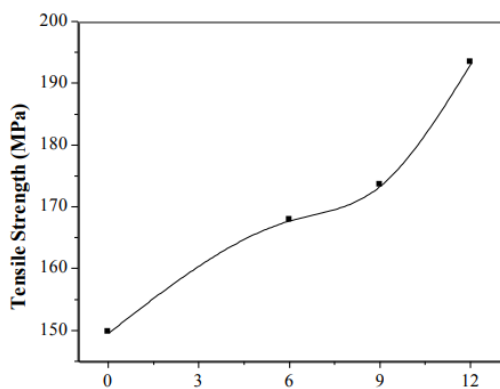
In order study various behaviors mode of the specimen, so tensile test performed by the help of automatic UTM. Five samples are used form tensile test and the reading was considered for this tensile test. With the help of this tensile test such as plastic hardness and extension amount are taken as per hooks law diagram. It can be seen that the maximum strength of the composites (8, 11 and 14 wt %) is compared to base AA6061, while the elasticity comparable to the base material. Furthermore, with the help this strain curve we analyze that the stiffness increases, while the

flexibility decreases. Resistive expansion is possible due to the hot complication between the metal grid and the substance, which is an important part of expanding the thickness of the grid opening and thereby expanding the resistivity of the composite. In each test, the composites showed less elongation. The plastic deformations of the combined fine casting frame or yieldable support are clearly most complicated compare to unreinforced material. Consequently According to result, flexibility of the reinforced material is reduced in contrast to the unreinforced material.

Sr. No.	Wt % Al ₂ O ₃ (Base metal)	Maximum Force (KN)	Maximum Displacement (mm)	Elongation (%)	UTS Ratio
1	0	6.065	4.240	27.77	0.95
2	8	8.630	7.228	29.50	0.96
3	11	9.258	9.346	32.87	0.98
4	14	11.456	10.378	34.90	0.99

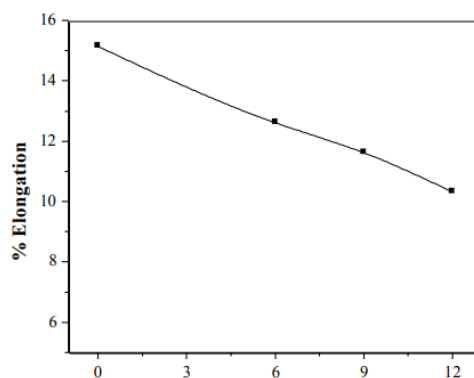
Sr. No.	Wt % Material (Aluminium with Fly Ash)	Maximum Force (KN)	Maximum Displacement (mm)	Elongation (%)	UTS Ratio
1	0	2.850	3.300	07.56	1.000
2	8	3.520	4.658	12.83	1.135
3	11	4.580	5.737	14.56	1.425
4	14	6.820	7.634	17.45	1.523

Sr. No.	Wt % Material (Aluminium with Bamboo)	Maximum Force (KN)	Maximum Displacement (mm)	Elongation (%)	UTS Ratio
1	0	1.180	1.750	8.946	1.000
2	8	3.350	4.750	10.94	1.135
3	11	5.186	6.750	12.94	1.425
4	14	7.187	8.750	15.94	1.523



Weight of Aluminum Particles

(a)



Weight of Aluminum Particles

(b)

Result of Tensile Test

Wear Test

A wear testing machine is used to perform wear test. With the help of this machine the specimen is fitted in the upper side of the disk prepared for wear test. Each sample was weighed using a computer scale with an accuracy of ± 0.0002 g. For all tests, the slip speed was changed to 2366 m/s, 801 mm track width, 20.52 N load and 35 full-time

moments at room temperature. Diagram show the effects of weight reduction in the combination of AA6061 and AA6061 composite with 0, 8, 11 and 14 wt% of Al₂O₃ particles in a constant pile 20.52 N Weight reduction in the case of composites reduced in contrast to the basic composite. (AA6061).

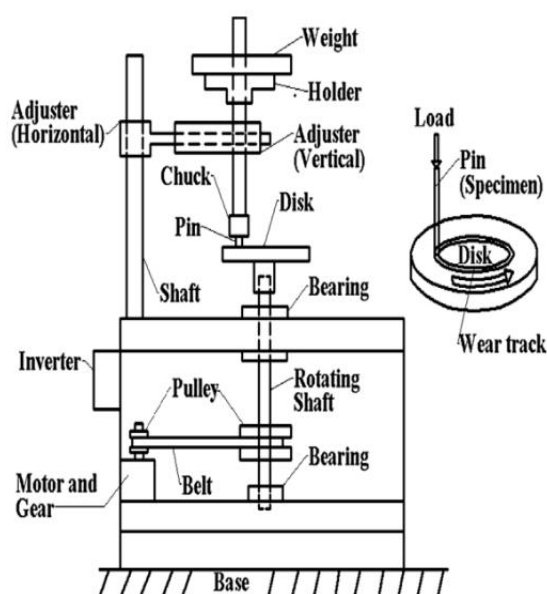


Diagram of Wear Testing Machine

This is due to molecular drag resulting from the aluminum oxide particles carried by the compound during the wear test. Greater expansion and higher degree of weight percentage of the aluminum alloy which reduces the weight reduction of the alloy. From diagram it can be seen that the most extreme weight reduction was observed for a molten AA6061 mix and the lowest weight reduction was observed. AA6061 Compound with 0, 8, 11 and 14 wt% Al₂O₃ particles in load of 20.52 N and a velocity of 285 rpm. It is in diagram shows that the

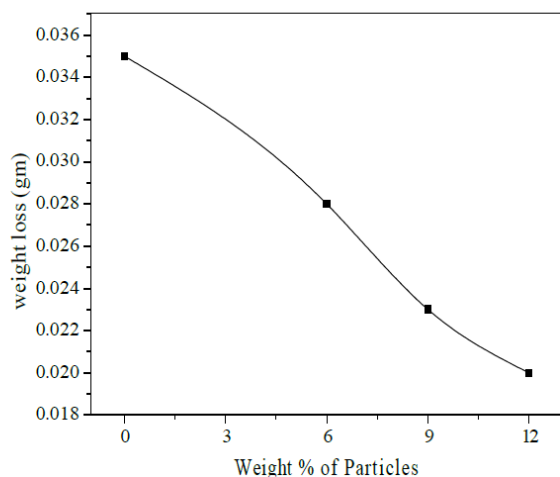


Diagram of weight loss and different wt% of Particles

wear rate of the compounds (8, 11 and 14% by weight) decreases after the Al₂O₃ particles have expanded, in contrast to the base amalgam (combination of Al 6061). This is because the binding of the hard Al₂O₃ particles in the Al 6061 mixture limits this steel similar activity and further develops the wear resistance. The results show the how decrease the grind away charge along can accelerate in Al₂O₃ weight particles level up to 14% weight ratio.

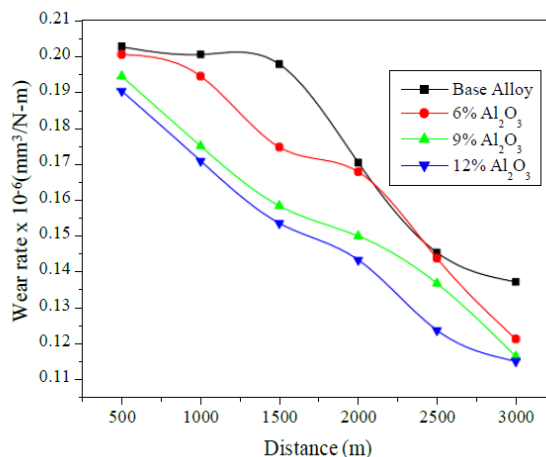


Diagram of Wear rate of AA6061 of Particles

4. Conclusions

Recent work on the assembly of a AA6061-Al₂O₃ metal framework assembly by stir casting method. With the help of stir casting process increase the mechanical and wear properties of metal. Compounds with AA6061 with 8, 11 and 14 wt. % Al₂O₃ particles were effectively wetted using a three-phase mixing strategy, coupled with preheating of the carrier particles. Light micrographs of the compounds provided by the mixed projection technique show true uniformity distribution of Al₂O₃ particles in the AA6061 metal lattice. Composite joints, ductility and performance are higher in joints, while joint flexibility is lower compared to cast AA6061A. Additionally, as the weight percentage of Al₂O₃ increases, the elasticity shows an increasing pattern. The largest weight loss is observed for the AA6061 melt and the smallest weight loss is observed. A uniform load composite 19.62N was observed and 310 rpm. Also wear rate is highly observed for the fused AA6061 joint.

5. References

Sunil Thakur, Kamal Kishore Thakur, Harmanjeet Singh 2017, "A review paper on abrasive wear and tribology of graphite", Source of AGU Int. J. Eng. Technol, Volume 04, 62-

69
 SR Chauhan, Sunil Thakur 2013, "Effects of particle size, particle loading and sliding distance on the friction and wear properties of cenosphere particulate filled vinylester composites", Journal of Materials & Design, Elsevier, Volume 51, 398-408
 Santram Chauhan, Sunil Thakur 2012, "Effect of micro size cenosphere particles reinforcement on tribological characteristics of vinylester composites under dry sliding conditions", Journal of Minerals and Materials Characterization and Engineering, Scientific Research Publishing, Volume 11, Issue 10, 938
 Sunil Thakur, Santram Chauhan, 2012, "Effect of micron and submicron size cenosphere particulate on mechanical and tribological characteristics of vinylester composites", Journal of Proceedings of the Institution of Mechanical Engineers, Volume 228, Issue 04, 415-423
 Sunil Thakur, SR Chauhan, 2012, "Optimisation of cutting parameters using Taguchi design of experiment for titanium alloy (grade-5) on CNC turning centre", International Journal of Machining and Machinability of Materials, Volume 12, Issue 04, 398-416
 A.R.I. Kheder et al., 2011, "Strengthening of Aluminium by SiC, Al₂O₃ and MgO",

- Jordan Journal of Mechanical and Industrial Engineering ISSN 1995-6665, 533 – 541
- A.R.K.Swamy, A.Ramesha, G.B.Veeresh Kumar and J. N. Prakash, 2011 “Effect of Particulate Reinforcements on the Mechanical Properties of Al6061-WC and Al6061-Gr MMCs”, Journal of Minerals & Materials Characterization & Engineering, Vol.10, No.12, pp.1141- 1152
- B.K. Prasad, 2007, “Investigation into sliding wear performance of zinc-based alloy reinforced with SiC particles in dry and lubricated conditions”, Wear 262; 262–273
- Chawla N and Shen Y.L, 2001, Mechanical Behaviour of Particle Reinforced Metal Matrix Composites, Advanced Engineering Materials, 3, 357370
- C.S. Ramesh, A.R.Anwar Khan, N. Ravikumar, P. Savanprabhu, Prediction of wear coefficient of Al6061-TiO₂ composites, Wear 259, 2005 602–608.
- J. Hashim et al., 1999, Journal of Materials Processing Technology; 92–93; 1–7.
- M.D. Bermudez et al., 2001, “Dry and lubricated wear resistance of mechanically-alloyed aluminium-base sintered composites” Wear 248; 178–186.
- Mazahery A et al., 2011, “Development of high-performance A356/nano-Al₂O₃ composites”, Mater Sci Eng; 518:61–4.
- Sajjadi SA, Ezatpour HR, Beygi H, 2010, “Microstructure and mechanical properties of Al–Al₂O₃ micro and nano composites fabricated by Stir casting”, In: Proceedings of 14th national conference on Materials Science and Engineering, Tehran, Iran. 325.
- S.A. Sajjadi et al., 2011 “Microstructure and mechanical properties of Al– Al₂O₃ micro and nano composites fabricated by stir casting” Materials Science and Engineering A 528; 8765– 8771.
- Sajjadi SA et al., 2011, “Fabrication of A356 composites reinforced with micro and nano Al₂O₃ particles by a developed compo-casting method and study of their properties”, J Alloys Compd, accepted for publication
- S.K. Sajjadi and S.M. Zebarjad, 8, 2010, “Powder Metallurgy” 71–78.
- Vencl A et al., 2010, “Structural, mechanical and tribological properties of A356 aluminium alloy reinforced with Al₂O₃, SiC and SiC + Graphite particles”, J Alloys Compd 506:631–9.
- Yung C.K and Chan S.L.I. 2004, “Tensile Properties of Nanometric Al₂O₃ Particulate Reinforced Aluminium Matrix Composites”, Journal of Materials Chemistry and Physics, 85,438443.
- Zhiqiang. Y U, 2005, “Microstructure and Tensile Properties of Ytria coated-Alumina particulates Reinforced Aluminium Matrix Composites” J. Mater. Sci. Technol., Vol 21 No.1