



## “A Study of Density Calculation For Composite Materials Aluminum Alloy 6063 Reinforced With TiO<sub>2</sub> And B<sub>4</sub>C Hybrid MMC's”

Jagannath Pattar<sup>1</sup> D Ramesh<sup>2</sup>

<sup>1</sup>Department of Mechanical Engineering,

Madanapalle Institute of Technology and Science, ,

Madanapalle Andhra Pradesh jagannathp@mits.ac.in

<sup>2</sup>Department of Mechanical Engineering,

Sri Siddhartha Institute of Technology, Maralur, Tumakuru Tumkur, Karnataka.

jagannathp@mits.ac.in, [srirameshg@gmail.com](mailto:srirameshg@gmail.com)

**Abstract** — Material science is the field of applying the properties of material of different ranges of science and Engineering. This field examines the connection between the structure of materials and properties developed by dispersion of two or more components to matrix components. In materials science, a common rule of mixtures is a weighted design is used to predict various properties of a composite material. It gives a theoretical upper- and lower-bound on variables such as the elastic modulus, mass density, ultimate tensile strength, thermal conductivity, and electrical conductivity. A composite material consists of two or more physically and chemically different phases that have better properties when compared to the individual components. Reinforcements are typically mixed with continuous matrix components. If the matrix is metal, the composite is known as metal matrix composite (MMC).

One of the major purposes for the establishment of the performance of mass density calculations by Archimedes's principle is it gives us a clear idea on the concept of buoyancy. When we immerse an object in any fluid, there is some force acting upwards on the object. This upward force acting on the object is called the buoyant force or buoyancy. This experimental project is focused on the application of forces applied to an metal matrix when it is submerged in fluid. Aluminum 6063 is best choice as a matrix material to prepare MMCs and aluminum is gaining importance and popularity in several fields of materials science and engineering that is widely used in research for having characteristics like low density, improved wear resistance, excellent strength and enhanced thermal properties and option of modification of the strength of composites by adding reinforcements. . TiO<sub>2</sub> ceramic particles and B<sub>4</sub>C particles contains excellent hardness with good wear resistance & better anti-friction characteristics. It has been well established that mixing of TiO<sub>2</sub> and B<sub>4</sub>C in the matrix alloy has improvement in mechanical properties. A new hybrid composite is produced using the aluminum (6063) alloy and the reinforcements TiO<sub>2</sub> (Titanium Dioxide) and B<sub>4</sub>C (Boron Carbide) by Electromagnetic Stir Casting Process.

**Keywords**— Composite Materials, Engineering, Rule of mixtures & Archimedes's principle Metal Matrix Composite (MMC).

### I. INTRODUCTION

A materials structure composed of two or more physically different phases whose proportions produce properties

that are different from those of its constituents. (or) Two or more chemically distinct materials which when combined have improved properties over the individual materials. The reason why composite materials have

increased its place from decades is due to its combined characteristics of materials and properties like light in weight, cost effective and stronger as compared to other common materials.

Figure. 1.1 Composite Material (Source: Wikipedia)

*a) Metal Matrix Composites (Mmc):*

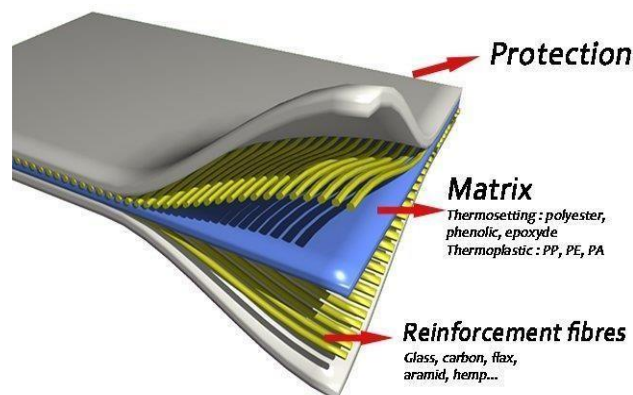
It consists of a metal and one or more other materials typically a ceramic or organic compound. They have good strength fire resist, strength to weight ratio etc.

*b) Reinforcement:*

The action of strengthening a material is called as reinforcement. These are commonly used to increase the mechanical properties of a composite like strength, grain size. Reinforcements typically distributed over continuous matrix.

*c) Overview Of Composites:*

With knowledge of the various types of composites, as well as an understanding of the dependence of their behaviors on the characteristics, relative amounts, geometry/distribution, and properties of the constituent phases, it is possible to design materials with property combinations that are better than those found in the metal alloys, ceramics, elastomers glasses and polymeric materials. Increase in the performance requirements of materials for aerospace and automobile applications has led to the development of numerous structural composite materials. Some of these composites are particle-reinforced metals-matrix composites, ceramic particle reinforced composites. These



composites by virtue of their higher specific strength and stiffness, improved elevated performance, have become important and necessary materials used in various industrial applications. Therefore the mechanical properties of these composites have received much attention. Some of the techniques used for the development of these composites are stir casting, powder metallurgy and squeeze-casting. In modern automotive industry, metal matrix composites (MMC) play a vital role due to their lightweight. If more than one reinforcement material is added, then those are called Hybrid Metal Matrix composites

**Materials for Preparing the Hybrid Metal Matrix Composite Matrix Material** In the present research work, Al6063 has been chosen as the matrix material for preparing the hybrid metal matrix composite as it finds enormous application in the construction, automotive, marine, etc. industries due to characteristics such as moderate strength, good corrosion resistance, and toughness compared to other aluminum alloys. **Reinforcement Materials** In this work, with particulates, namely  $B_4C$ ,  $TiO_2$ , have been employed as reinforcement materials to make the proposed hybrid MMC. In the present work Al6063- $TiO_2$ / $B_4C$  Metal Matrix Composites are used for experimental investigation and analysis of various cross sections of components formed by this new composite were evaluated to explore their suitability for various applications.

## II. OBJECTIVES

A. The research aimed to fulfill the following objectives:

- To study Metal Matrix Composites
- To prepare the AAMMCs of AA6063, reinforced  $B_4C$  and  $TiO_2$ . To determine the mechanical property Density Analysis of AMMCs.
- Common uses of Hybrid Metal Matrix Composites
- Future applications of this new composite were evaluated to explore their suitability for various applications.
- Density calculation

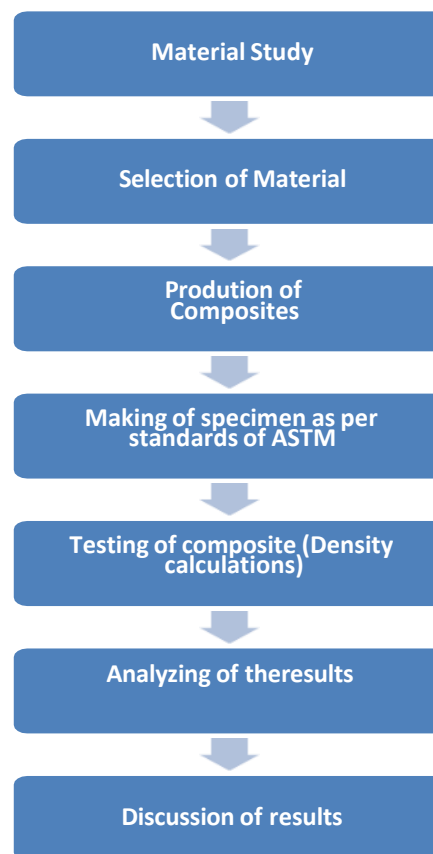
## III. METHODOLOGY

a) *Experimental procedure*

The steps that are involved to complete the process of the project is divided into two stages:

1. Preparation of composite material by the stir casting process
2. Study of density calculations based on Archimedes principle. The total process of the project is shown below with a clear flow chart.

The methodology that involved in the project is discussed below. This methodology gives the overall concept of the project and the methods like selection of material, production of composite, process used to make the material. The below flow chart gives the detailed steps line by line from starting to ending. And also discussed the detailed explanation of each process



b) *Material Study:*

The 1<sup>st</sup> step of these process is that we undergone for the research about the materials that are widely using in the present era in the industries. After researching that we came to a conclusion that the composite materials are mostly using by the industries due to its high benefits. so in this project we used the hybrid composite materials.

c) *Selection Of Material:*

In this step after the researching of various materials and also the deep study of their properties and the applications of their materials we selected the materials. And after selecting the materials we went on to found various advantages and disadvantages and applications of Aluminum with that of other materials. So after that due to the vast advantages of Aluminum we decided to go further into the project by adding the reinforcement materials with the help of Boron carbide and Titanium di oxide . Along with these the project has divided into various stages to perform and complete the project in time. Due to all the efforts of our team we gone into a good researching part of project work.

d) *Production Of Composites:*

After studying of materials, we started to prepare the AAMMC of AA6063, reinforced with B<sub>4</sub>C and TiO<sub>2</sub> with the help of stir casting process. We used the Stir casting method for the continuous process with fewer defects and also to avoid the bubbles during the casting process. In this we used different composition percentage ranging from Aluminum (100%), Boron (1%, 3%, 5%) and Titanium (1%, 3%, 5%). And also divided the composition percentage into 3 different ratios based on the reinforcement material. The composition percentage of different materials is shown below in the table that we made using the stir casting process.

**Table .3.1. Composition of hybrid metal matrix composite**

Sample No	Aluminum (AA6063) % Wt.	Titanium dioxide (TiO <sub>2</sub> ) % Wt.	Boron carbide (B <sub>4</sub> C) % Wt.
Sample No 1	100%	0%	0%
Sample No 2	98%	1%	1%
Sample No 3	96%	3%	1%
Sample No 4	94%	5%	1%
Sample No 5	96%	1%	3%
Sample No 6	94%	3%	3%
Sample No 7	92%	5%	3%
Sample No 8	94%	1%	5%
Sample No 9	92%	3%	5%
Sample No 10	90%	5%	5%

e) *Testing of composites:*

In this project we intended to do the density calculations for hybrid composite aluminum alloy 6063 combination with B<sub>4</sub>C and TiO<sub>2</sub>. By the help of Archimedes principle in experimental and by the role of mixture the density is calculated theoretically. First measure the weight of the specimen in air then insert the specimen into the liquid now measure the weight of the specimen this weight is equal to weight of liquid displaced from the jar. And this is equal to the volume of the specimen. Now by the help

of the volume and weight of the specimen we can find the density of the specimen.

IV. RESULTS AND DISCUSSION

The results for the current project are the objectives that we discussed in the previous chapters. As per the objectives and the methodology, we have done the project and achieved our project aims. The result for the mass density calculations by Archimedes's principle is done on Digital Density Meter and finally calculated the density of metal matrix component. Those are discussed below.

a) *Composition And Fabrication Of Composite:*

We prepared the Hybrid Composite materials by taking the aluminum (Al) as a matrix metal, combined with boron carbide (B<sub>4</sub>c) and titanium dioxide (TiO<sub>2</sub>) reinforcement. These three materials combined and produced as Hybrid Composite Material. We use Stir Casting method due to the availability and effectiveness to produce the composite material. The chemical composition of alloys along with the product produced by the stir casting.

b) *Machining And Specimen Preparation:*



Figure. 4.1. Specimen Samples

After the fabricating of alloy by using stir casting, the composite materials are machined and produced as per the American Society for Testing and Materials (ASTM) Standards. The whole machining process has been done using the Lathe Machine. The specimen diameters are 10mm length and 10mm diameter. Totally for 10 different compositions are machined by using the Turning, Facing, and Parting Operations. The Specimens which are prepared after the machining as given below:

4.1 *The Testing Of The Specimens:*

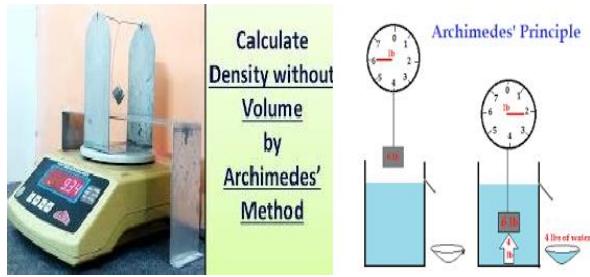


Figure. 4.2. Digital Density Meter Specimen measurement in air & Specimen measurement in water

The Testing of the specimens are done by using Archimedes’s principle. The arrangement of the digital density meter is shown below. The mass density calculation has been done for the various composite combinations in air and water. The outputs for the experiment have been plotted and results for the tests that we conducted as shown below:

c) TESTING READINGS:

The Mass Density calculation test for the hybrid composite on digital density meter setup has been done and the results for the various specimen compositions have given below by varying composition. Along with the readings the graphs obtained by the testing is attached below.

TABLE .4.1. TEST READINGS

TiO <sub>2</sub>		B <sub>4</sub> C		Al 6063		Density of Composite (rc)
Vol. Fraction of TiO <sub>2</sub> V TiO <sub>2</sub>	Density of TiO <sub>2</sub> V TiO <sub>2</sub> (g/cm <sub>3</sub> )	Vol.Fraction of B <sub>4</sub> C VB <sub>4</sub> C	Density of B <sub>4</sub> C VB <sub>4</sub> C (g/cm <sub>3</sub> )	Vol. Fraction of 6063-Al V 6063-Al	Density of 6063-Al V 6063-Al (g/cm <sub>3</sub> )	
0	4.23	0	2.52	1	2.69	2.69
0.01	4.23	0.01	2.52	0.98	2.69	2.7037
0.03	4.23	0.01	2.52	0.96	2.69	2.7345
0.05	4.23	0.01	2.52	0.94	2.69	2.7653

a) Calculations:

Rule of mixture:

$$\rho_c = V_r * \rho_r + (1-v_r) * \rho_m$$

$$\rho_c = V_t * \rho_t + V_B \rho_B + (1-V_t-V_B) * \rho_a \text{ Where,}$$

- $\rho_c$  = Density of Composite
- $V_r$  = Volume Fraction of Reinforcement
- $\rho_r$  = Density of Reinforcement
- $\rho_m$  = Density of Metal Matrix
- $V_t$  = Volume Fraction of Titanium Dioxide
- $\rho_t$  = Density of Titanium Dioxide
- $V_B$  = Volume Fraction of Reinforcement
- $\rho_b$  = Density of Boron Carbide

- $\rho_a$  = Density of Aluminum
- 1)  $\rho_c = 0 * 4.23 + 0 * 2.52 + (1-0-0) * 2.69$   
Density of composite ( $\rho_c$ ) =2.69
- 2)  $\rho_c = 0.01 * 4.23 + 0.01 * 2.52 + (1-0.01-0.01) * 2.69$   
Density of composite ( $\rho_c$ ) =2.7037
- 3)  $\rho_c = 0.03 * 4.23 + 0.01 * 2.52 + (1-0.03-0.01) * 2.69$   
Density of composite ( $\rho_c$ ) =2.7345
- 4)  $\rho_c = 0.05 * 4.23 + 0.01 * 2.52 + (1-0.05-0.01) * 2.69$   
Density of composite ( $\rho_c$ ) =2.7653

TABLE .4.2. TEST READINGS

TiO <sub>2</sub>		B <sub>4</sub> C		6063-Al		Density of Composite (rc)
Vol. Fraction of TiO <sub>2</sub> V TiO <sub>2</sub>	Density of TiO <sub>2</sub> V TiO <sub>2</sub> (g/cm <sub>3</sub> )	Vol. Fraction of B <sub>4</sub> C VB <sub>4</sub> C	Density of B <sub>4</sub> C VB <sub>4</sub> C (g/cm <sub>3</sub> )	Vol. Fraction of 6063-Al V 6063Al	Density of 6063-Al V 6063-Al (g/cm <sub>3</sub> )	
0	4.23	0	2.52	1	2.69	2.69
0.01	4.23	0.03	2.52	0.96	2.69	2.7003
0.03	4.23	0.03	2.52	0.94	2.69	2.7311
0.05	4.23	0.03	2.52	0.92	2.69	2.7619

b) Calculations:

- 1)  $\rho_c = 0 * 4.23 + 0 * 2.52 + (1-0-0) * 2.69$   
Density of composite ( $\rho_c$ ) =2.69
- 2)  $\rho_c = 0.01 * 4.23 + 0.03 * 2.52 + (1-0.01-0.03) * 2.69$   
Density of composite ( $\rho_c$ ) =2.7003
- 3)  $\rho_c = 0.03 * 4.23 + 0.03 * 2.52 + (1-0.03-0.03) * 2.69$   
Density of composite ( $\rho_c$ ) =2.7311
- 4)  $\rho_c = 0.05 * 4.23 + 0.03 * 2.52 + (1-0.05-0.03) * 2.69$   
Density of composite ( $\rho_c$ ) =2.7619

TABLE .4.3. TEST READINGS

TiO <sub>2</sub>		B <sub>4</sub> C		6063-Al		Density of Composite (rc)
Vol. Fraction of TiO <sub>2</sub> V TiO <sub>2</sub>	Density of TiO <sub>2</sub> V TiO <sub>2</sub> (g/cm <sub>3</sub> )	Vol. Fraction of B <sub>4</sub> C VB <sub>4</sub> C	Density of B <sub>4</sub> C VB <sub>4</sub> C (g/cm <sub>3</sub> )	Vol. Fraction of 6063-Al V 6063 Al	Density of 6063-Al V 6063 Al (g/cm <sub>3</sub> )	
0	4.23	0	2.52	1	2.69	2.69
0.01	4.23	0.05	2.52	0.94	2.69	2.6969
0.03	4.23	0.05	2.52	0.92	2.69	2.7277
0.05	4.23	0.05	2.52	0.9	2.69	2.7585

c) Calculations:

- 1)  $\rho_c = 0 * 4.23 + 0 * 2.52 + (1-0-0) * 2.69$   
Density of composite ( $\rho_c$ ) =2.69
- 2)  $\rho_c = 0.01 * 4.23 + 0.05 * 2.52 + (1-0.01-0.05) * 2.69$   
Density of composite ( $\rho_c$ ) =2.6969



3)  $\rho_c = 0.03 * 4.23 + 0.05 * 2.52 + (1-0.03-0.05) * 2.69$

Density of composite ( $\rho_c$ ) = 2.7277

4)  $\rho_c = 0.05 * 4.23 + 0.05 * 2.52 + (1-0.05-0.03) * 2.69$

Density of composite ( $\rho_c$ ) = 2.7585

TABLE .4.4. TEST READINGS

Sample	Composition
HC1	6063Al
HC2	6063Al-1wt.% B <sub>4</sub> C-1wt.% TiO <sub>2</sub>
HC3	6063Al-1wt.% B <sub>4</sub> C -3wt.% TiO <sub>2</sub>
HC4	6063Al-1wt.% B <sub>4</sub> C -5wt.% TiO <sub>2</sub>

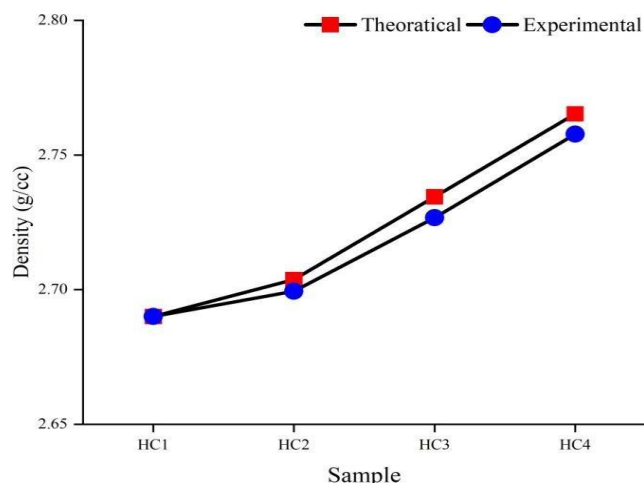


Figure. 4.3. Graph showing Variation between Theoretical and Experimental

TABLE .4.5. TEST READINGS

Sample	Composition
HC1	6063Al
HC2	6063Al-3wt.% B <sub>4</sub> C-1wt.% TiO <sub>2</sub>
HC3	6063Al-3wt.% B <sub>4</sub> C-3wt.% TiO <sub>2</sub>
HC4	6063Al-3wt.% B <sub>4</sub> C-5wt.% TiO <sub>2</sub>

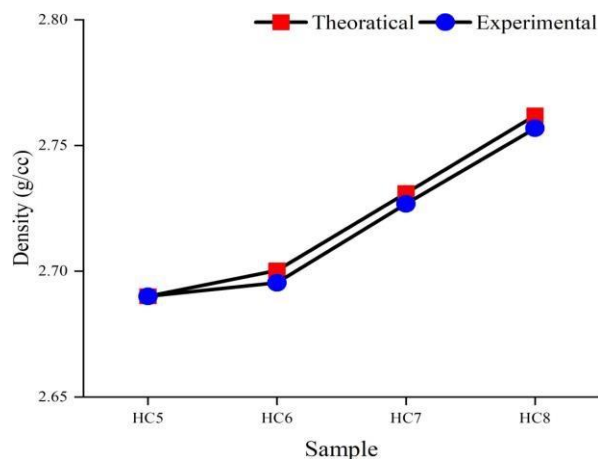


Figure. 4.4. Graph showing Variation between Theoretical and Experimental

TABLE .4.6. TEST READINGS

Sample	Composition
HC1	6063Al
HC2	6063Al-5wt.% B <sub>4</sub> C-1wt.% TiO <sub>2</sub>
HC3	6063Al-5wt.% B <sub>4</sub> C-3wt.% TiO <sub>2</sub>
HC4	6063Al-5wt.% B <sub>4</sub> C-5wt.% TiO <sub>2</sub>

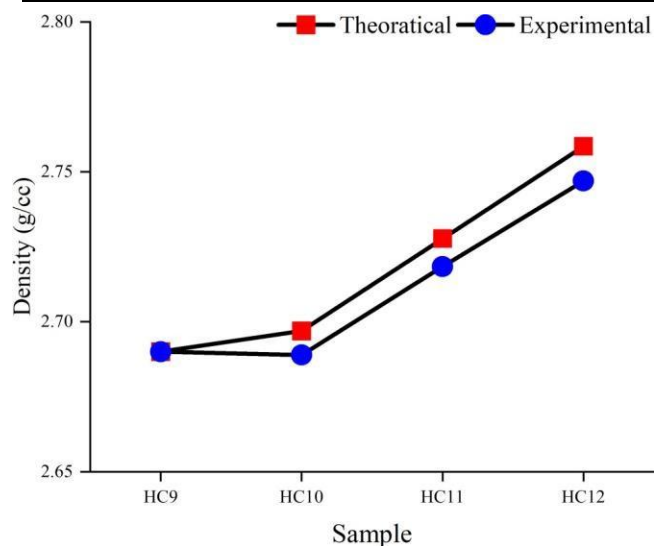


Figure. 4.5. Graph showing Variation between Theoretical and Experimental

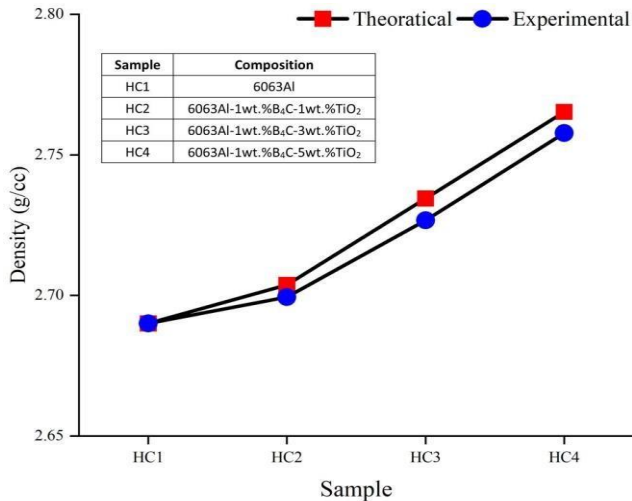


Figure. 4.6. Graph showing Variation between Theoretical and Experimental

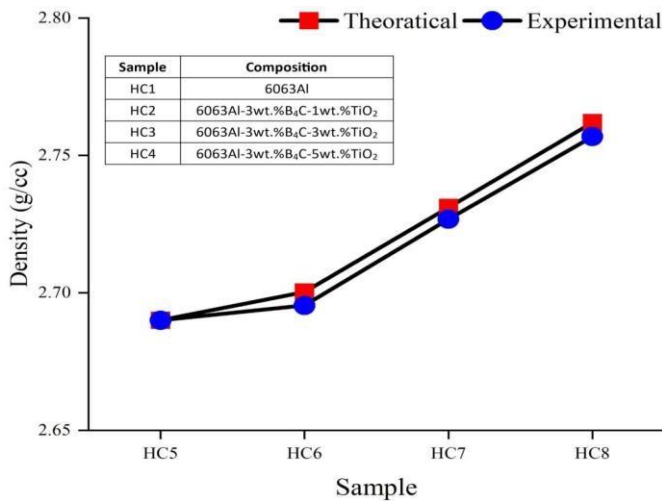


Figure. 4.7. Graph showing Variation between Theoretical and Experimental

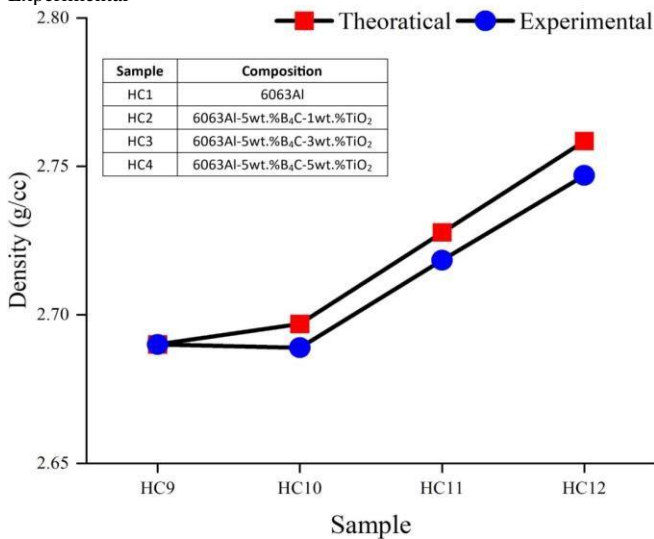


Figure. 4.8. Graph showing Variation between Theoretical and Experimental

The hybrid composite aluminum alloy (Al 6063) with boron carbide ( $B_4C$ ) and titanium oxide ( $TiO_2$ ) had observed a major increasing the density of the aluminum alloys we made an observation during performing the experiment that there are significant changes while we are increasing the percentage of the boron carbide ( $B_4C$ ) and titanium oxide ( $TiO_2$ ). That is when the first composition which is aluminum (100%) and the second composition which is aluminum (99%) and boron carbide and titanium oxide (1%) will have slightly small changes in the density values. As we increasing the percentage of the boron carbide ( $B_4C$ ) and titanium oxide ( $TiO_2$ ) the values of the density have increased highly.

#### SCOPE FOR FUTURE STUDY

As of now we had performed the test on the density calculations and seen the drastic changes in the values of density for adding the boron carbide ( $B_4C$ ) and titanium dioxide ( $TiO_2$ ) with the aluminum alloy. The future scope on the hybrid composite materials that we can perform the different tests on different properties like mechanical properties, thermal properties which helps to use the composite materials effectively and efficiently. Not only in experimental way we can apply this in practically after seeing the results of the tests.

#### REFERENCES

- [1] Bains PS, Sidhu SS, Payal HS. Fabrication and machining of metal matrix composites: a review. *Materials and Manufacturing Processes*. 2016 Apr 3;31(5):553-73.
- [2] Nishida Y. Introduction to metal matrix composites: fabrication and recycling. Springer Science & Business Media; 2013 Jan 13.
- [3] Surappa MK. Aluminium matrix composites: Challenges and opportunities. *Sadhana*. 2003 Feb;28(1):319-34.
- [4] Sheelwant A, Narala SK, Shailesh P. Synthesis and tribological evaluation of aluminum-titanium diboride (Al-TiB<sub>2</sub>) metal matrix composite. *Materials Today: Proceedings*. 2020 Jan 1;28:651-8.
- [5] Kumar BA, Murugan N. Metallurgical and mechanical characterization of stir cast AA6061-T6-AlNp composite. *Materials & Design*. 2012 Sep 1;40:52-8.
- [6] Ma K, Lavernia EJ, Schoenung JM. Particulate reinforced aluminum alloy matrix composites-a review on the effect of microconstituents. *Rev. Adv. Mater. Sci*. 2017 Apr 1;48(2):91-104.
- [7] Sheelwant A, Narala SK, Shailesh P. Synthesis and tribological evaluation of aluminum-titanium diboride (Al-TiB<sub>2</sub>) metal matrix composite. *Materials Today: Proceedings*. 2020 Jan 1;28:651-8.
- [8] Cerit AA, Karamis BM, Fehmi N, Kemal Y. Effect of reinforcement particle size and volume fraction on wear behavior of metal matrix composites. *Tribology in industry*. 2008;30(3&4):31.
- [9] Sun N, Apelian D. Friction stir processing of aluminum cast alloys for high performance applications. *Jom*. 2011 Nov;63(11):44-50.
- [10] Ikumapayi OM, Akinlabi ET, Pal SK, Majumdar JD. A survey on reinforcements used in friction stir processing of aluminium metal matrix and hybrid composites. *Procedia Manufacturing*. 2019 Jan 1;35:935-40.
- [11] Chethan KN, Pai A, Keni LG, Singhal A, Sinha S. Fabrication and tribological response of aluminium 6061 hybrid composite reinforced with bamboo char and boron carbide micro-fillers. *InIOP conference series: materials science and engineering 2018 Feb 1 (Vol. 310, No. 1, p. 012028)*. IOP Publishing.

#### CONCLUSION:

- [12] S. A. Agrawa Simplified Measurement of Density of Irregular Shaped Composites Material using Archimedes Principle by Mixing Two Fluids Having Different Densities International Research Journal of Engineering and Technology (IRJET) e-ISSN: 2395-0056 Volume: 08 Issue: 03 | Mar 2021 www.irjet.net p-ISSN: 2395-007
- [13] SudipKundu, SubhrojyotiMazumder, SupradeepaPanual G, KunalGhosh and NilrudraMandal
- [14] On the density calculation of fabricated zirconia toughened alumina by unconventional method IOP Conf. Series: Materials Science and Engineering 561 (2019) 012073 IOP Publishing doi:10.1088/1757-899X/561/1/012073
- [15] B. A. Praveena,N. Santhosh,Abdulrajak Buradi,H. V. Srikanth,G. Shankar,K. Ramesha,N. Manjunath,S. N. Karthik,M. Rudra Naik,and S. Praveen Kumar Experimental Investigation on Density and Volume Fraction of Void, and Mechanical Characteristics of Areca Nut Leaf Sheath Fiber-Reinforced Polymer Composites  
Volume 2022 | Article ID 6445022 |  
<https://doi.org/10.1155/2022/6445022>
- [16] M. Sudharshan Kumar , A. Mahaboob Basha DENSITY TESTING OF HYBRID COMPOSITE WITH NEEEM AND JUTE FIBERS International Research Journal of Modernization in Engineering Technology and Science Volume:03/Issue:02/February-2021 Impact Factor- 5.354 www.irjmets.com