



EXPLORING THE EFFECTS OF SOCIAL MEDIA IMPACT ON MENTAL, PHYSICAL, AND EMOTIONAL WELL- BEING

Dr. K. Maheswari

Assistant Professor of Social Work, CDOE, Bharathidasan University, Tiruchirappalli -24,
Tamilnadu

T. Shyam Swaroop

Assistant Professor, Journalism and Communication, Yogi Vemana University College,
Kadapa, Andhra Pradesh

Dr. R. Malathi

Assistant Professor of Biotechnology, DOE, Bharathidasan University, Tiruchirappalli-24
Tamilnadu

Shomil Bansal

Lloyd Institute of Engineering and Technology, Greater Noida

Liliana Vaca-Montenegro

Research Professor, Department of Education, Technical University of the North
Ibarra, Ecuador

Erika Machado-Falconi

PhD Student, Department of Education, Metropolitan University of Education, Science and
Technology Panamá

DOI: 10.48047/ecb/2023.12.si4.1538

Abstract

Due to its significance to their correspondence and diversion, social media has turned into a foundation of youngsters' web-based kinships. Thusly, they could encounter both positive and adverse outcomes from it. There might be a relationship between unnecessary social media utilization and mental trouble. This study investigates how online stages like Facebook and Twitter might be adding to the disturbing expansion in instances of mental ailment in Saudi Arabia. The review populace comprises of youthful Saudi Arabians, and 400 of them will act as

the review's example. We utilized a shut finished review organization to gather data on the characteristics and highlights of social media. The review took a gander at what various parts of social media meant for members' mental wellbeing through the focal point of the Analytical Ordered progression Process (AHP). This article examines different social media highlights, like private and gathering discussions and calls, understanding posts, messing around, sharing material, seeing adverts, getting likes, "remarks,"and "adherents,"and making pages. The analyst characterized the necessities for the AHP strategy, which incorporate tomfoolery, learning, companionship, isolation, regard, and discourse. The survey found that among these contemplations, respondents esteemed diversion the most elevated and security the least.

Keywords: *social media, analytical hierarchical process (AHP), mental, physical, and emotional well-being.*

1. Introduction

A Glance Back at social media the ubiquity of social media has soar since its commencement, and a few destinations exist for individuals to carefully interface. Facebook is, without an inquiry, the biggest social media network right now accessible.[1] It is essential to decide how Facebook, specifically, influences the mental wellbeing of its clients considering these insights and the way that the typical client spends about an hour on the site consistently. It's critical to examine options in contrast to Facebook in the event that its utilization adversely affects mental wellbeing, and to do likewise on the off chance that it doesn't. Understanding the effect of social media on mental wellbeing is the most important phase in moderating its possibly detrimental impacts on our own well-being and that of others around us.

1.1.The negative aspects of social media on mental and emotional health

Because of the curiosity of social media, not much exploration has been finished on its expected advantages or disadvantages long term. Notwithstanding, different investigations have shown that inordinate social media use is related with an expanded gamble of melancholy, tension, forlornness, self-hurt, and self-destructive considerations. Pessimistic feelings, reality mutilation, and mental medical problems like gloom and nervousness might originate from things like

FOMO (the apprehension about passing up a major opportunity), compulsion, dejection, unfortunate confidence, jealousy, stress, and tension.



Figure 1: The drawbacks of social media

1.2.The negative aspects of social media on physical health

Various examinations have shown a causal connection between weighty social media use and an assortment of negative wellbeing results. Because of the curiosity of social media, not much exploration has been finished on its expected advantages or downsides for a really long time. [2] Negative responses incorporate of agony in the head, back, stomach, loss of craving, and consuming eyes.

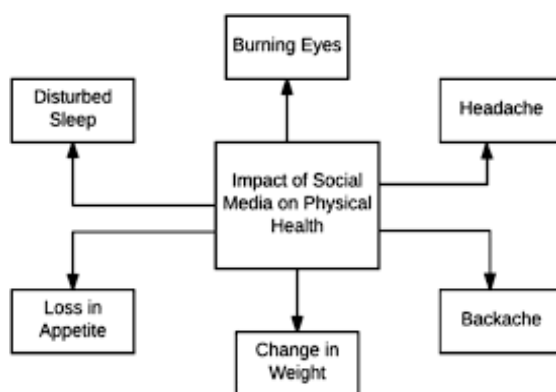


Figure 2: Social media's detrimental effects on physical health

1.3. Here are given some points to Curb Unhealthy Social Media Behaviors

In the event that you see any of these advance notice signs, you ought to restrict your time spent on social media. Restricting how much time spent before the screen, limiting admittance to choose portable applications, or booking determined seasons of day to check monetary records are instances of this.[3] For other people, a brief "detox" from social media is everything necessary to pull together on relational associations and emotional wellbeing.

- ❖ Other factors that might assist you in setting social media aside include: -
 - Arrange a modest gathering.
 - Schedule some time for physical activity.
 - Locate a volunteer opportunity.
 - Have a face-to-face conversation with a close friend.

Assuming that you or a companion are experiencing difficulty getting out from under unfortunate social media propensities or keep showing indications of nervousness or despondency, it is suggested that you make a meeting with your medical services supplier or an individual from the ground's wellbeing focus staff. They could assess you for indications of pity and nervousness and suggest treatment in like manner.

2. Literature review

Primack et al. (2017) directed examinations investigating what social media use means for youngsters' impression of depression in the US. [4] The study's findings highlighted the potential harm that excessive online social contacts might have on people's sentiments of connectivity and social well-being by showing a correlation between greater social media usage and increasing experiences of social isolation.

Woods and Scott (2016) studied the consequences of teen social media usage, focusing on how it affects self-esteem, anxiety, sadness, and sleep quality. The research found a link between social media usage and these issues, indicating that teens who use social media too much may have less sleep, greater levels of anxiety and despair, and lower levels of self-esteem.

Kross et al. (2013) evaluated the effect of Facebook usage on young individuals' subjective well-being. According to their results, growing Facebook usage over time predicted a gradual deterioration in subjective well-being.[5] This shows that spending a lot of time on Facebook, making social comparisons, and participating in online conversations may be harmful to people's pleasure and general well-being.

Lin et al. (2016) did research to look at the connection between depression among young individuals in the US and social media usage. The usage of social media and depressive symptoms were shown to be significantly positively associated. They found that the individuals who invested more energy in social media were additionally bound to give indications of despondency. The research raises concerns about how excessive social media usage may affect mental health outcomes, especially in terms of depressed symptoms.

Berryman, Ferguson, and Negy (2018) led a review to take a gander at what youngsters' social media use means for their mental well-being, explicitly their degrees of discouragement. Their results showed a substantial positive correlation between depressive symptoms and social media usage. [6] The research also looked at how body image dissatisfaction mediates this association, and it found that using social media may make people more self-conscious about their bodies, which raises their chance of developing depressive symptoms.

3. Methodology

This segment subtleties the analyst's way to deal with information assortment and examination. After the exploration plan for this study is characterized in Segment 3.1, the demography, testing method, and review instrument are examined. In the parts that follow, we'll separate each step of the AHP that we utilized for this examination.[7]

3.1. Research Design

The review utilizes a clever technique called the Analytical Hierarchical Process (AHP). A structure for pursuing choices utilizes examinations of two choices to confine the main variables at play. The motivation behind this study was to index and rank the elements of social media that have been displayed to influence mental wellbeing adversely. This requesting will assist you with

concluding which parts of your social media movement need the most consideration regarding using time productively. This study broke down a few parts of social media, remembering one-for one and gathering visits, perusing posts, adverts, media sharing, calls, likes, remarks, and pages. The review involves an overview wherein members are approached to evaluate the degree to which they find specific parts of social media valuable and the degree to which they feel such perspectives might prompt mental medical conditions.

3.2. Population, Sampling, and Survey Instrument

The members in this examination were all youthful grown-ups younger than 30. The Unified Countries characterizes "youth" as anybody between the ages of 18 and 24. In any case, the examiner looked for a more adaptable age limit for respondents. Youngsters were chosen as the interest group since they make up practically every one of the social media client base (98.43%). There are 7,623,336 youngsters in this class, as per reference. An example size of 400 not entirely set in stone from this gathering utilizing Yamane's philosophy. Respondents were approached to demonstrate whether they distinguished as male, female, or non-double as far as gender.[8] All responders chose both the male and female choices. Hence, this information investigation was carried out by the analyst. The example for this study was chosen utilizing an essential random testing process on social media stages like Facebook and Twitter. Members are drawn at random from the objective gathering (youngsters in Saudi Arabia who utilize social media for this situation) utilizing this examining strategy.

3.3. Analytical Hierarchical Process

- ❖ There are four main phases in the analytical hierarchical process, which are as follows:
 - determining choices, standards, and criteria;
 - Pairwise comparisons are made;
 - calculating the criterion weights;
 - Determining utility values.

3.3.1. Identifying Decisions, Options, and Criteria

Which highlights of social media are most answerable for the increase in mental issues? Calling, remarking, surfing, visiting, publicizing, sharing media, and making pages were the eight options.[9] Highlights were positioned by how significant they are, how long clients enjoy with them, and how as of late they've cooperated with them.

3.3.2. Pairwise Comparison

While contrasting two rules on the double, a square $n \times n$ grid is produced, where n is the all out number of standards. The correlation is planned to such an extent that the worth entered in a cell demonstrates the times one basis is a higher priority than the other.

3.3.3. Importance Weights

When the lattice has been populated with information, the importance loads might be determined. They let an expert know the amount of weight a specific component possesses in going with a choice. The scientist put the most accentuation on the most significant variable.

3.3.4. Calculating Utility Values

Computing the worth is the last move toward the analytical order process. It is important to decide the 'utiles' at play and duplicate them by the applicable appraisals of importance.[10] The still up in the air by study members' emotional assessments of the overall significance of each calculate causing mental medical conditions. The expression "utility" is utilized to depict a metric that might be utilized to measure the value of a thing.

4. Results and Discussion

4.1. Analysis of Demographic Characteristics

In this segment, we check out at the socioeconomics of the review's members. The discoveries showed that the greatest age bunch, comprising of 268 individuals, was those between the ages of 18 and 30. Men made up 66.5% (266) of the complete respondents that were picked. The larger part (52.7%) individuals in the example (210.8) were understudies. in Table 1 Additional information about the respondents' demographics is provided.[11]

Table 1: the demographics of the respondents.

Demographics		Frequency	Percentage (%)
Gender			
	Male	266	66.5
	Female	134	33.5
Age			
	18–30	268	67.0
	31–36	44.8	11.2
	37–40	87.2	21.8
Occupation			
	Student	210.8	52.7
	Unemployed	96.4	24.1
	Employed	92.8	23.2
	Total	400	100%

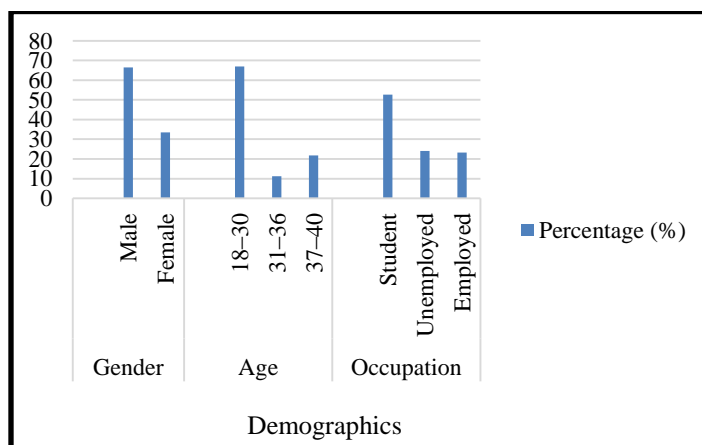


Figure 3: demographic information of respondents is shown graphically.

4.2. Favorite Features of Respondents

The review started by figuring out which parts of the chose social media stages were most esteemed by the members. Overall, respondents valued having more likes, remarks, and follows (7.29 out of 8). The typical score for players' most un-most loved part was 2.05 out of 10 focuses. The adequacy of the various characteristics is displayed in Table 2.

Table 2: Ranking respondents' perceptions on the usefulness of social media features.

Feature	Mean Relevance
Likes, Comments, and Followers	6.58
Media Sharing and Consuming	8.21
Browsing Posts	5.22
Group Chats and Calls	3.71
Private Chats and Calls	4.85
Pages	5.22
Games	3.94
Adverts	2.37

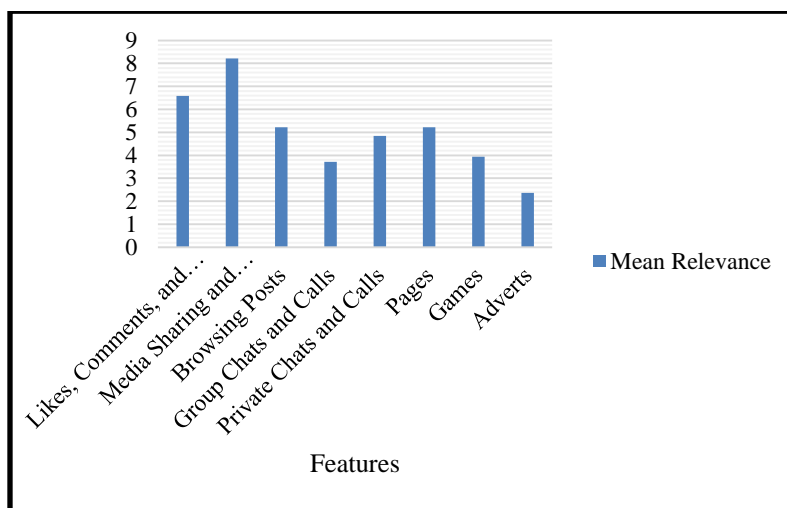


Figure 4: Respondents' perceptions of the usefulness of social media elements are ranked.

4.3. Pairwise Comparison

The analyst assembled the model's correlation network utilizing the reactions to questions requesting that members rank the elements forming their viewpoints on social media attributes. The rankings were laid out by averaging the respondents' reactions on every basis. [12] The respondents' top-ranked criterion in this situation received greater values in Table 3. Evidence reveals that consumers selected their favorite social media features more often based on their entertainment value (value = 7) than on their privacy value (value = 2).

Table 3: the value of the criteria.

Key	Feature	Value
ENT	Entertainment	7
INF	Information	3
SOC	Social Interaction	6
PRI	Privacy	2
EST	Esteem	5
COM	Communication	4

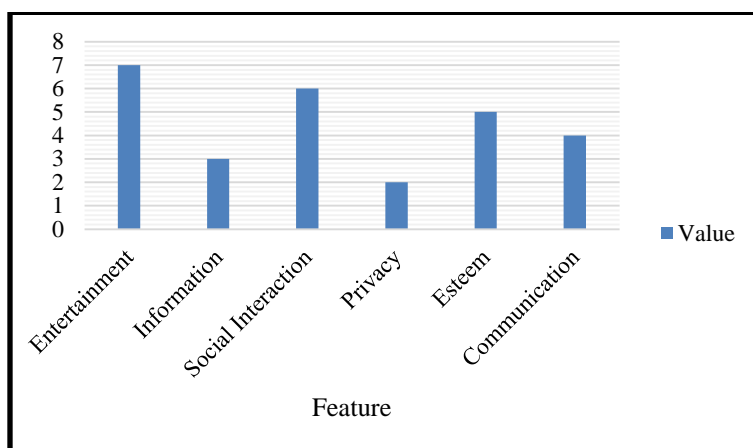


Figure 5: graphical presentation of Criteria importance

4.5. Computing Utility Values

The researcher ranked each participant's mean replies before computing the feature utilities. The results in Figure 4 demonstrate that respondents believed that social media likes, comments, and follows often contributed to people's mental health issues. Post-browsing and advertisements are two more risky characteristics.[13]

Table 4: Utility values.

Feature	Utilities
Private Chats and Calls	3.37
Group Chats and Calls	2.37

Feature	Utiles
Browsing Posts	6.22
Games	2.36
Media Sharing and Consuming	4.66
Adverts	4.64
Likes, Comments, and Followers	8.89
Pages	5.71

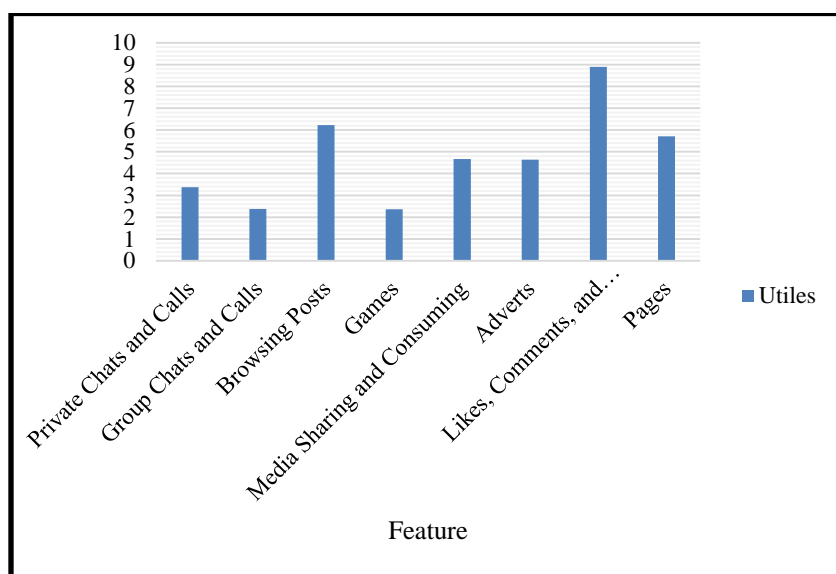


Figure 6: graphical presentation of Utility values

Scientists found that utilizing social media adversely impacted the mental soundness of Saudi Bedouin youth. Esteemed at 56.24 pennies each like, comment, and follow, these collaborations conveyed the most noteworthy weight. [14] Stress, melancholy, and tension might be more normal among the individuals who depend on social media for approval and status. It was likewise shown that fundamental characteristics that adversely impact mental wellbeing incorporate riding postings and sharing media, with utility appraisals of 45.03 and 25.40, individually.

5. Conclusions

The motivation behind this study was to examine the impacts of social media on the emotional well-being of youngsters. There is developing worry that weighty social media use might adversely affect mental wellbeing, particularly among youngsters. [15] The review's general goal was to research the root reasons of social media's adverse consequences on mental wellbeing and recognize the particular pieces of the stage liable for these impacts. Discoveries recommend that there might be both positive and adverse consequences of social media on mental wellbeing, contingent upon variables, for example, the way things are used and which elements are conveyed. Adolescents ought to be careful about the dangers and figure out how to mindfully utilize social media stages.

References

1. Alangari A.S., Knox S.S., Kristjansson A.L., Wen S., Innes K.E., Bilal L., Altwaijri Y.A. *Barriers to mental health treatment in the Saudi National Mental Health Survey. Int. J. Environ. Res. Public Health.* 2020; **17**:3877. doi: 10.3390/ijerph17113877.
2. Coyne S.M., Rogers A.A., Zurcher J.D., Stockdale L., Booth M. *Does time spent using social media impact mental health? An eight-year longitudinal study. Comput. Hum. Behav.* 2020; **104**:106160. doi: 10.1016/j.chb.2019.106160. [[CrossRef](#)] [[Google Scholar](#)]
3. Primack, B. A., Shensa, A., Sidani, J. E., Whaitte, E. O., Lin, L. Y., Rosen, D., ... & Miller, E. (2017). *Social media use and perceived social isolation among young adults in the U.S. American Journal of Preventive Medicine*, 53(1), 1-8.
4. Kross, E., Verduyn, P., Demiralp, E., Park, J., Lee, D. S., Lin, N., ... & Ybarra, O. (2013). *Facebook use predicts declines in subjective well-being in young adults. PloS One*, 8(8), e69841.
5. Duradoni M., Innocenti F., Guazzini A. *Well-being and social media: A systematic review of Bergen addiction scales. Future Internet.* 2020;**12**:24. doi: 10.3390/fi12020024. [[CrossRef](#)] [[Google Scholar](#)]
6. Berryman, C., Ferguson, C. J., & Negy, C. (2018). *Social media use and mental health among young adults. Psychiatric Quarterly*, 89(2), 307-314.

7. *General Authority for Statistics . GASTAT: (98.43%) of Saudi Youth on Social Networking Sites. General Authority for Statistics; Riyadh, Saudi Arabia: 2022.*
8. *Hull M. Anxiety Disorders Facts and Statistics. 2022. [(accessed on 26 December 2022)]. Available online:.*
9. *Lin, L. Y., Sidani, J. E., Shensa, A., Radovic, A., Miller, E., Colditz, J. B., ... & Primack, B. A. (2016). Association between social media use and depression among U.S. young adults. *Depression and Anxiety*, 33(4), 323-331.*
10. *Meier A., Reinecke L. Computer-mediated communication, social media, and mental health: A conceptual and empirical meta-review. *Commun. Res.* 2021;**48**:1182–1209. doi: 10.1177/0093650220958224. [[CrossRef](#)] [[Google Scholar](#)]*
11. *Saudi Arabia Social Media Statistics. 2022. [(accessed on 3 September 2022)]. Available online:*
12. *Searing L. Depression Affects about 280 million People Worldwide. 2022. [(accessed on 26 December 2022)]. Available online:*
13. *UNODC World Drug Report 2020: Global Drug Use Rising; While COVID-19 Has Far Reaching Impact on Global Drug Markets. 2020. [(accessed on 15 September 2022)]. Available online:*
14. *Woods, H. C., & Scott, H. (2016). #Sleepyteens: Social media use in adolescence is associated with poor sleep quality, anxiety, depression and low self-esteem. *Journal of Adolescence*, 51, 41-49.*
15. *World Health Organization. Mental Health. World Health Organization; Geneva, Switzerland: 2022. [[Google Scholar](#)]*